

**BY ORDER OF THE
SECRETARY OF THE AIR FORCE**

**DEPARTMENT OF THE AIR FORCE
INSTRUCTION 36-2903**



7 FEBRUARY 2020

*Incorporating Change 3, 3 December 2021
Certified Current 3 December 2021*

Personnel

***DRESS AND PERSONAL APPEARANCE
OF UNITED STATES AIR FORCE AND
UNITED STATES SPACE FORCE
PERSONNEL***

COMPLIANCE WITH THIS PUBLICATION IS MANDATORY

ACCESSIBILITY: Publications and forms are available on the e-Publishing website at www.e-Publishing.af.mil for downloading or ordering.

RELEASABILITY: There are no releasability restrictions on this publication.

OPR: AF/A1PA

Certified by: SAF/MR
(Mr. John A. Fedrigo)

Supersedes: AFI36-2903, 18 July 2011

Pages: 155

This instruction implements Air Force Policy Directive (AFPD) 36-29, *Military Standards*. It provides responsibilities and standards for dress and personal appearance of all Department of the Air Force personnel and, consistent with Department of Defense Instruction (DoDI) 1300.17, *Religious Liberty in the Military Services*, provides guidance for requesting religious apparel accommodation. This publication applies to Department of the Air Force civilian and contract employees and uniformed members of the United States Space Force (USSF), the Regular Air Force (RegAF), the Air Force Reserve (ResAF), and the Air National Guard (ANG) and retired and separated personnel. In collaboration with the Chief of Air Force Reserve (AF/RE), Director of the Air National Guard (NGB/CF), Deputy Chief of Space Operations for Human Capital (SF/S1), the Deputy Chief of Staff for Manpower, Personnel, and Services (AF/A1) develops personnel guidance for dress and personal appearance programs. This instruction applies to USSF members unless and until separate service guidance is published. In this event, USSF guidance shall prevail in application to the USSF. **Note:** All references to United States Air Force (USAF) terminology, units, grades, and positions will also apply to the equivalent in the USSF, as appropriate. For example, references to Airmen will also apply to Guardians. References to major commands (MAJCOMs) or Numbered Air Forces (NAFs) will also apply to field commands. References to wings will also apply to deltas/garrisons. Air Staff roles and responsibilities (e.g., AF/A1) may also apply to the equivalent Office of the Chief of Space Operations (Space Staff)

office (e.g., SF/S1), as appropriate. Failure by uniformed members of the USSF and RegAF, AFR members on active duty or inactive duty for training, and ANG members in Title 10 status to obey the mandatory provisions in paragraphs **3.4.1**, **3.4.1.1**, **3.4.2**, and **3.6** constitutes a violation of Article 92, Uniform Code of Military Justice. ANG members in Title 32 status or inactive duty training, who violate the mandatory provisions of this manual, may be held accountable through similar provisions of their respective State Military Codes. Violations may result in administrative disciplinary action without regard to otherwise applicable criminal or civil sanctions for violations of related laws. Dress and personal appearance standards that are not listed as authorized in the publication are unauthorized. This instruction requires the collection and or maintenance of information protected by the Privacy Act of 1974 authorized by Department of Defense Directive (DoDI) 5400.11, *DoD Privacy and Civil Liberties Program*. The applicable System of Record Notice (SORN) F036 AF PC C, *Military Personnel Records System*, is available at <http://dpclo.defense.gov/Privacy/SORNs.aspx>.

Vigilance is required to protect Controlled Unclassified Information (CUI) when submitting or sending nominations, applications or other documents to DoD agencies through government internet, software applications, systems, e-mail, postal, faxing or scanning. Ensure all records generated as a result of processes prescribed in this publication adhere to Air Force Instruction 33-322, *Records Management and Information Governance Program*, and are disposed of in accordance with the Air Force Records Disposition Schedule, which is located in the Air Force Records Information Management System. Refer recommended changes and questions about this publication to the Office of Primary Responsibility (OPR) using the AF Form 847, *Recommendation for Change of Publication*; route AF Forms 847 to Air Force Personnel Center (AFPC) Publishing Office, 550 C Street West Suite 48, Joint Base San Antonio – Randolph, TX 78150-4750, or email afpc.publications@us.af.mil. Recommended dress and personal appearance policy changes are submitted for consideration by the Air Force Virtual Uniform Board in accordance with **Chapter 12, paragraph 12.2** This publication may be supplemented at any level; but, supplements that directly implement this publication must be routed to AFPC, Special Programs Branch (AFPC/DP3SA) for coordination and all MAJCOM level supplements must be approved by the Human Resource Management Strategic Board prior to certification and approval. AFPC/DP3SA approves all MAJCOM and Field Operating Agency (FOA) supplements prior to being published, with coordination through, Military Compensation Policy Division, AF/A1PA. Include all rules for local wear and additional uniform guidance in a supplement to this directive. Refer to DAFI 33-360, *Publications and Forms Management* regarding supplements. MAJCOMs may approve their base supplements if instructions are within the guidelines of the basic directive. Coordinate any proposals deviating from current policy with AFPC/DP3SA, 550 C Street West, Suite 37, Joint Base San Antonio - Randolph, TX 78150-4737 or email: afpc.dp3sa.workflow@us.af.mil, before incorporating them into the supplement. Upon publication, send one copy and any changes to AFPC/DP3SA. Proposed ANG unit supplements are submitted through the wing commander to NGB/A1 for approval. Each unit sends a copy of its approved published supplement and changes to the appropriate Adjutant General and Air National Guard Bureau Readiness Center, Director of Personnel, upon publication. The authorities to waive wing/Space Force equivalent/unit level requirements in this publication are identified with a Tier (“T-0, T-1, T-2, T-3”) number following the compliance statement. See DAFI 33-360 for a description of the authorities associated with the Tier numbers. Submit requests for waivers through the chain of command to the appropriate tier waiver approval authority, or alternately, to

AF/A1 or SF/S1 as appropriate for non-tiered compliance items. Compliance with the attachments in this publication is mandatory. The use of the name or mark of any specific manufacturer, commercial product, commodity, or service in this publication does not imply endorsement by the Department of the Air Force.

SUMMARY OF CHANGES

This interim change revises DAFI 36-2903 by adding Chief of Staff of the Air Force-approved Air Force Virtual Uniform Board items, standardizing guidance for the maintenance duty uniform, re-publishing guidance from Department of the Air Force guidance memorandum for female hair standards, and incorporating other needed corrections identified in the DAFI. Specifically, it 1) allows hands in pockets while standing or walking and beverage consumption as indicated while walking; 2) changes male hair bulk standard to 2.5 inches; 3) authorizes female hair accessories up to a 2-inch width; 4) regulates female eyelash extensions to natural eyelash color, not to exceed 14 millimeters in length; 5) authorizes permanent cosmetics for men, scalp only; 6) authorizes commanders to allow tucking of Operational Camouflage Pattern (OCP) coat for duty as necessary and folding of cuff twice inward; 7) authorizes wear of Velcro® pen/pencil holders on OCP sleeves; 8) authorizes wear of morale patches on OCP and Two-Piece Flight Duty Uniform (2PFDU); 9) authorizes unit patch or organizational symbol on OCP t-shirt; 10) authorizes wear of tactical cap; 11) authorizes sew-on nametapes and insignia on OCP fleece; 12) authorizes wear of transparent piercing spacers; 13) authorizes a ring to be worn on the thumb; 14) authorizes use of cell phone while walking; 15) authorizes wear of beret while performing duties outside of Primary Air Force Specialty Code (PAFSC) for applicable beret-wearing AFSCs; 16) authorizes females optional wear of hosiery with dress uniforms; 17) authorizes wear of sweatband with physical training gear; 18) authorizes permanent wear of USAF Honor Guard badge for Airmen with an 8G000 and 85G0 AFSC; 19) authorizes foreign aviation, medical insignia and parachutist badge to be worn outside of conferring country; 20) grants commanders of 2A, 2F, 2G, 2M, 2P, 2S, 2T, 2W, 3E, 3D, and 1P AFSC members authority to allow wear of sage maintenance duty uniform; 21) adds wear policy for multi-domain warfare badge; 22) clarifies wear of Air Advisor tab; 23) authorizes wear of Inter-American Air Forces Academy badge; 24) authorizes physical training gear short and long sleeve shirts to be worn tucked or untucked; 25) Clarified instructions for beards allowed for medical reason; and 26) Clarified instruction regarding authorized male and female hair color. A margin bar (|) indicates newly revised material.

Chapter 1—GENERAL INFORMATION	9
1.1. Basic Philosophy.....	9
1.2. Wear of the Air Force Uniform.	9
1.3. Optional Wear of the Air Force Uniform.	11
1.4. When NOT to wear the Air Force Uniform.....	11
1.5. How Members Acquire Uniform Items.	12
Chapter 2—ROLES AND RESPONSIBILITIES	13
2.1. Chief of Staff of the Air Force (CSAF) (AF/CC).	13
2.2. Chief Master Sergeant of the Air Force (CMSAF) (AF/CCC).	13
2.3. Deputy Chief of Staff of the Air Force for Manpower, Personnel and Services (AF/A1).....	13
2.4. Military Compensation Policy Division, Headquarters Air Force (AF/A1PA).	13
2.5. Air Force Personnel Center Special Programs Branch (AFPC/DP3SA).	13
2.6. MAJCOM, CCMD and Theater Commanders.	13
2.7. Numbered Air Force, DRU and FOA Commanders.....	14
2.8. Wing Commanders or Equivalent.....	14
2.9. Force Support Squadron.	14
2.10. Commander (on G-Series Orders) or Equivalent.....	14
2.11. First Sergeant.	15
2.12. Supervisor.	15
2.13. All Airmen/Individual Responsibilities.	15
Chapter 3—GROOMING AND APPEARANCE STANDARDS	17
3.1. Personal Grooming Standards.....	17
Figure 3.1. Male Hair Standards Examples.....	18
Figure 3.2. Female Hair Standards Examples.	20
Figure 3.3. Female Hair Accessories.....	20
Figure 3.4. Female Hair Styles Examples.	22
Figure 3.5. Authorized Female Ponytails/Equivalent and Long braid(s) Hair Styles Examples.....	23
Figure 3.6. Unauthorized female Ponytail Examples.....	24
3.2. Fingernails.	25
3.3. Cosmetics.....	25
3.4. Tattoos/Brands/Body Markings.....	25

3.5.	Body Piercing/Ornamentation.	27
3.6.	Body Alteration/Modification.....	28
Chapter 4—DRESS UNIFORMS		29
4.1.	Formal and Mess Dress Uniforms.	29
4.2.	Formal and Mess Dress Uniform Accoutrements (Male and Female).	30
4.3.	Semi-Formal Dress Uniform (Enlisted Only).....	31
4.4.	Semi-Formal Dress Uniform Accoutrements (Male and Female).	32
Figure 4.1.	Men’s and Women’s Semi-Formal Dress Uniform.	32
Figure 4.2.	Men’s Mess Dress Uniform.	33
Figure 4.3.	Women’s Mess Dress Uniform.....	34
4.5.	Service Dress Uniform (Class A and B – Male and Female).	34
4.6.	Men’s Blue Shirt and Women’s Blouse (Class A and B).	35
4.7.	Men’s Blue Shirt and Women’s Blouse Accoutrements.	36
4.8.	Trousers, Slacks, Skirt (Class A and B).....	37
Figure 4.4.	Men’s Service Dress Uniform.	38
Figure 4.5.	Women’s Service Dress Uniform.	38
Figure 4.6.	Men’s Long Sleeve Blue Shirt.....	39
Figure 4.7.	Men’s Short Sleeve Shirt.	40
Figure 4.8.	Women’s Long Sleeve Blue Blouse.	40
Figure 4.9.	Women’s Short Sleeve Blue Blouse.....	41
Chapter 5—UTILITY UNIFORMS		42
5.1.	Airman Battle Uniform (ABU), Men’s and Women’s.	42
Figure 5.1.	Airman Battle Uniform (Women’s and Men’s).....	44
5.2.	The Operational Camouflage Pattern (OCP), Men’s and Women’s.....	46
Table 5.1.	Authorized Duty Identifier Patches/Tabs (Left Sleeve).....	49
Figure 5.2.	Unisex and Women’s OCP Coat Configuration.	51
Chapter 6—MATERNITY UNIFORMS		52
6.1.	Mess Dress and Semi-Formal Dress Uniforms.....	52
6.2.	Mess Dress and Semi-Formal Dress Accoutrements.	52
6.3.	Maternity Service Dress Uniform (Class A and Class B).....	53
6.4.	Service Dress Uniform (Class A and Class B) Accoutrements.	53
Figure 6.1.	Maternity Mess Dress Uniform.	54

Figure 6.2.	Maternity Semi-Formal Dress Uniform.....	55
Figure 6.3.	Maternity Service Dress Uniform (Jumper) Class A.	55
Figure 6.4.	Maternity Service Dress Uniform (Jumper) Class B.	56
6.5.	Maternity Utility Uniforms.	56
Figure 6.5.	Maternity Airman Battle Uniform (ABU).	57
6.6.	Physical Training Gear.	57
6.7.	All authorized maternity uniform combinations may be worn for up to six months after delivery.	57
Chapter 7—OUTER GARMENTS, HEADGEAR, RANK INSIGNIA AND ACCESSORIES		58
7.1.	Outer Garments.....	58
Figure 7.1.	Pullover Sweater.	58
Figure 7.2.	Cardigan (blue) sweater.	59
Figure 7.3.	Lightweight Blue Jacket (Men’s and Women’s).	60
Figure 7.4.	All-Purpose Environmental Clothing System (APECS), Improved Rain Suit (IRS) and Gen III, level VI OCP Jacket.	62
Figure 7.5.	Sage Green and Coyote Brown Fleece Jacket.	63
7.2.	Headgear.	63
Figure 7.6.	Service Cap.	64
Figure 7.7.	Service Cap Insignia.	64
Figure 7.8.	Service Cap Visor Insignia.	65
Figure 7.9.	Rank Placement Example Men and Women Flight Caps.	65
Figure 7.10.	ABU and OCP Cap (Rank Placement).	67
7.3.	Jewelry, Eyewear, Electronic Devices, Bags, Backpacks, Cold Weather and Other Accessories.	67
7.4.	Footwear.	71
7.5.	Undergarments (Mandatory).....	73
Chapter 8—PHYSICAL TRAINING GEAR		74
8.1.	Physical Training Gear (PTG).	74
Figure 8.1.	Physical Training Gear (PTG) and PTG Running Suit.....	74
Figure 8.2.	PTG Optional Items (Long Sleeve T-Shirt and Long Sleeve Sweat Shirt).....	75
Figure 8.3.	PTG Jacket with PTG Shorts.	78
Chapter 9—BADGES AND SPECIALTY INSIGNIAS		80
9.1.	Badges.....	80

9.2.	Placement of Badges.....	80
9.3.	Duty Badges and Special Insignias.....	81
9.4.	Placement of Duty Identification and Miscellaneous Badges.....	84
9.5.	Qualification and Miscellaneous Badges and Patches.	88
9.6.	Additional Badge Information.	88
9.7.	Establishing a New Functional Badge, Duty Identifier Patch or Tab.	89
Chapter 10—AWARDS AND DECORATIONS		91
10.1.	Wear Instructions.....	91
10.2.	Foreign Decorations.....	91
10.3.	Non-Air Force Service Awards.	92
10.4.	Wear of Awards and Decorations by Retirees and Honorably Discharged Veterans.	92
Figure 10.1.	Arrangement of Ribbons (Examples only, other variations authorized as needed).	93
10.5.	Description of Medals and Ribbons.....	93
10.6.	Devices on Medals and Ribbons.....	94
Figure 10.2.	Example of “V”, “C” and “R” Devices Color and Wreath Design Denotes Multiple Occurrences of Award.....	98
Figure 10.3.	Placement of Devices on Medals and Ribbons.....	99
10.7.	Placement of Medals on Civilian Dress Coat or Jacket.	100
Chapter 11—RESERVE, AIR NATIONAL GUARD, RETIRED AND SEPARATED PERSONNEL		102
11.1.	Reserve Personnel.....	102
11.2.	Air National Guard (ANG) Personnel.	102
11.3.	Air Reserve Technician.....	103
11.4.	Retired Personnel.....	103
11.5.	Medal of Honor Recipients.....	104
11.6.	Separated Personnel.	104
Chapter 12—UNIFORM POLICY CHANGES		105
12.1.	Supplements.....	105
12.2.	Air Force Virtual Uniform Board (AFVUB).	105
12.3.	Out-of-Cycle Request.	106
12.4.	Functional Authority.....	106
12.5.	Exception to Policy.....	106

12.6. Air Force Academy Uniform Board.	106
12.7. Test Uniforms.	107
Attachment 1—GLOSSARY OF REFERENCES AND SUPPORTING INFORMATION	108
Attachment 2—RANK INSIGNIA	112
Attachment 3—GOLD STAR LAPEL BUTTON AND NEXT OF KIN LAPEL BUTTON WEAR	114
Attachment 4—PAST, PRESENT AND FUTURE PHASEOUT DATES FOR UNIFORM ITEMS	116
Attachment 5—AF FORM 4428, TATTOO SCREENING/VERIFICATION COMPLETION INSTRUCTIONS	118
Attachment 6—FLIGHT DUTY UNIFORM	119
Attachment 7—DISTINCTIVE UNIFORMS, ITEMS AND EQUIPMENT	135
Attachment 8—RELIGIOUS ACCOMMODATION	146
ATTACHMENT 9—SAMPLE TURBAN, UNCUT BEARD AND HAIR APPROVAL MEMORANDUM	152
ATTACHMENT 10—SAMPLE HIJAB APPROVAL MEMORANDUM	154
ATTACHMENT 11—SAMPLE BEARD APPROVAL MEMORANDUM	155

Chapter 1

GENERAL INFORMATION

1.1. Basic Philosophy.

1.1.1. The Air Force philosophy is that the uniform will be plain, distinctive, and standardized. This standardization includes a minimum and maximum number of authorized badges, insignia, and devices.

1.1.2. Pride in an Airman's personal appearance and wearing of the uniform greatly enhances the esprit-de-corps essential to an effective military force. Therefore, it is most important for all Airmen to maintain a high standard of dress and personal appearance. The five elements of this standard are neatness, cleanliness, safety, uniformity, and military image. The first four are absolute, objective criteria needed for the efficiency and well-being of the Air Force. The fifth, military image, is subjective, but necessary. Appearance in uniform is an important part of military image. Judgment on the proper image differs in and out of the military. The American public and its elected representatives draw certain conclusions on military effectiveness based on the image Airmen present. The image of a disciplined and committed Airman instills public confidence that Airmen live by a common standard and respond to military order and discipline. Every Airman has a responsibility to maintain an "acceptable military image," as well as the right, within limits, to express individuality through his or her appearance.

1.1.3. Airmen project a military image, and make an impression on those around them, in large part by how they wear their uniforms. The Air Force emphasizes, a neat, clean, and professional image. Members have a responsibility to keep their uniform clean, pressed (see instructions for Airman Battle Uniform (ABU) and Operational Camouflage Pattern (OCP) Uniforms) and in good repair. Members are responsible for knowing authorized uniform combinations and correct placement of ribbons, insignia, badges and other uniform items.

1.1.4. Commanders do not have the authority to waive grooming and appearance standards except as identified in [paragraph 3.1.2.3](#) of this instruction.

1.2. Wear of the Air Force Uniform.

1.2.1. Except when authorized to wear civilian clothes, Airmen will wear the appropriate Air Force uniform while performing military duties. Name tapes/tags will reflect the member's legal last name as spelled on the military identification card and may include diacritical accents and hyphens. If a diacritical accent is used, all letters should be the same height (e.g., PEÑA SANCHEZ, LEWIS-MILES, or MÜLLER).

1.2.2. Airmen assigned to non-Air Force organizations will wear the Air Force equivalent of the order of dress prescribed. For example, if the non-Air Force organization prescribes a utility uniform as the uniform of the day, assigned Airmen may wear either the ABU or the OCP until OCP wear is mandatory on 1 April 2021.

1.2.3. Airmen attending a military event, either social or official, must wear the appropriate uniform or civilian attire as requested by the host/hostess or directed by the commander.

1.2.4. Commanders will not direct the wear of optional items unless they are provided at no cost to Airmen. Commanders will not prohibit the wear of optional items, except when uniformity is required as identified in [paragraph 2.10.5](#) of this instruction. (T-1).

1.2.5. Airmen may alter uniform clothing to improve fit. Airmen may wear taps on their authorized uniform boots and shoes to preserve the heels as long as the taps do not change the intended appearance of the boots and/or shoes.

1.2.6. Airmen discharged for bad conduct, undesirability, unsuitability, inaptitude, or other than honorably will not wear the Air Force uniform upon discharge.

1.2.7. While portraying a member of the Air Force, an actor in a theatrical or motion-picture production may wear the uniform of the Air Force if the portrayal does not tend to discredit the Armed Forces. Refer to Title 10 United States Code (USC) Section 772 (f).

1.2.8. While attending a course of military instruction conducted by the Army, Navy, Air Force, or Marine Corps, a civilian, in accordance with Title 10 USC Section 772 (h), may wear the Air Force uniform equivalent to the uniform prescribed by that armed force if the wear of such uniform is authorized by the Air Education and Training Command Commander or sister service equivalent. If worn, civilians will conform to the same standards of appearance, practices, and conduct in uniform prescribed for active duty members.

1.2.9. An instructor or member of the organized cadet corps of a state university or college, a public high school, or an educational institution having a regular course of military instruction in military science and tactics from a member of the Air Force may prescribe wear of an Air Force uniform if it includes distinctive insignia prescribed by the Secretary of the Air Force (SecAF) to distinguish it from the uniform worn by Regular Air Force (RegAF), Air National Guard (ANG), and Air Force Reserve (AFR) Airmen. The uniform prescribed will not include insignia of rank the same as, or similar to, those prescribed for officers in the Army, Navy, Air Force, or Marine Corps.

1.2.10. Officers are authorized to wear the rank insignia of the next higher rank if they have been “frocked” to that rank. Refer to Title 10 United States Code Section 777 for details on being “frocked” to the next higher rank. For Air National Guard (ANG) State Adjutant Generals, see [paragraph 11.2.5](#); all other Airmen in a “Title 10” status will wear their federally recognized rank at all times. Chief Master Sergeant selects are authorized to wear rank insignia of the higher grade if they have been “frocked” to that rank. Chief Master Sergeant selects identified by the Chief’s Group eligible to be “frocked” when it is in the best interest of the Air Force and appropriate for effective duty performance.

1.2.11. Authorized headgear will be worn while outdoors unless in an area designated as a “no hat” area by the Installation Commander. Headgear will also be worn indoors by armed Security Forces personnel or others bearing arms while performing duties.

1.3. Optional Wear of the Air Force Uniform.

1.3.1. During Travel. When traveling in an official capacity on commercial air, in Continental United States (to include Alaska and Hawaii), the service dress uniform (Class A), blue service uniform (Class B), ABU or OCP uniform may be worn, as appropriate. Wear of the flight duty uniform is not authorized.

1.3.2. When traveling in an official capacity on commercial air overseas, Airmen should first consult the Department of Defense Foreign Clearance Guide before traveling in uniform.

1.3.3. If departing from and arriving at a military airfield via government aircraft or contracted United States government commercial flights, any authorized combination of the uniform is appropriate.

1.3.4. If departing from or arriving at commercial airports in Continental United States (to include Alaska and Hawaii) during unofficial travel any, authorized combination of uniform, except the flight duty uniform, is appropriate.

1.3.5. Those choosing to wear civilian clothing in lieu of a uniform during official travel will ensure it is neat, clean, warm enough for in-flight operations, and appropriate for the mode of travel and destination. Examples of inappropriate clothing include: ripped, torn, frayed, or patched clothing, tank tops, extremely short shorts/skirts, undergarments worn as outer garments, bathing suits, and any garments which are revealing or contain obscene, profane, or lewd words or drawings.

1.3.6. Any uniform is authorized while attending off duty education conducted off a military installation.

1.4. When NOT to wear the Air Force Uniform.

1.4.1. At a meeting of, or sponsored by, an organization, association, movement, or group that:

1.4.1.1. The Attorney General of the United States has named as totalitarian, fascist, communist or subversive.

1.4.1.2. Advocates or approves acts of force or violence to deny others their rights under the Constitution of the United States.

1.4.1.3. Seeks to change the United States Government by unconstitutional means.

1.4.2. Except when authorized by the AF/A1, when participating in activities such as unofficial public speeches, interviews, picket lines, marches, rallies or any public demonstration which may imply Air Force sanction of the cause for which the demonstration or activity is conducted.

1.4.3. At any public meeting, demonstration, march, rally or interview if the purpose may be to advocate, express or approve opposition to the Armed Forces of the United States.

1.4.4. When it would discredit the Armed Forces.

1.4.5. When discharged for bad conduct, undesirability, unsuitability, inaptitude, or other than honorably, Airmen will not wear the Air Force uniform upon discharge.

1.4.6. While furthering political activities, private employment or commercial interest.

1.4.7. While working in an off-duty, civilian capacity.

1.4.8. While participating in civilian court proceedings when the conviction would bring discredit to the Air Force.

1.4.9. While in civilian attire. Unless prescribed in this instruction, do not mix or wear a combination of civilian and military clothing or unique uniform items e.g. rank insignia, cap devices, badges, and other United States or Air Force insignia, devices, buttons, etc. **Exception:** Tie tacks and lapel pins are authorized when wearing business attire.

1.4.10. When wearing combinations of uniform items not specifically prescribed in this Air Force instruction.

1.4.11. When uniform items do not meet Air Force specifications.

1.4.12. When off base eating at restaurants where most diners wear business attire or at establishments that operate primarily to serve alcohol, do not wear the ABU, OCP or the Flight Duty Uniform.

1.4.13. Air Force personnel may not wear their military uniforms when using frequent flyer miles to upgrade to business or first class. Thus, even when an upgrade to business or first class accommodations is legitimate, military personnel should not wear the uniform to avoid the public perception of misuse of government travel resources, which generates unnecessary complaints.

1.5. How Members Acquire Uniform Items.

1.5.1. Officers and Enlisted Personnel.

1.5.1.1. Purchase clothing items from the Army and Air Force Exchange Service (AAFES) Military Clothing Sales Stores (MCSS) and/or AAFES online. Items may also be issued through Individual Equipment Elements or contract equivalent as applicable. No other suppliers are approved for organizational/unit purchases. For optional items such as pumps, purses, etc., commercial vendors may be used.

1.5.1.2. Any item not mentioned in this Air Force Instruction (AFI) is not authorized for wear (**Exception:** Allowance Standard 016, documented amount and type of organizational clothing and equipment items authorized for an organization by applicable commander). The omission of a specific item or appearance standard does not automatically permit its wear.

1.5.2. Officer Personnel. Procure and maintain all items necessary to meet standards of dress for assigned duties and mission requirements.

1.5.3. Enlisted Personnel. Procure and maintain all mandatory clothing items listed in AFI 36-3012, *Military Entitlements*.

1.5.4. Officer and Enlisted Personnel. Request a civilian clothing allowance in accordance with AFI 36-3012, when required by competent authority to wear civilian clothes (for reasons such as safety or security) while performing assigned duties.

Chapter 2

ROLES AND RESPONSIBILITIES

2.1. Chief of Staff of the Air Force (CSAF) (AF/CC). Acts as the final approval authority for new Air Force uniform designs, major changes to current Air Force uniforms and Air Force Virtual Uniform Board (AFVUB) recommendations.

2.2. Chief Master Sergeant of the Air Force (CMSAF) (AF/CCC). Acts as the Senior Enlisted Advisor to the CSAF for dress and personal appearance matters affecting enlisted Airmen; Serves as Vice Chairman of the AFVUB.

2.3. Deputy Chief of Staff of the Air Force for Manpower, Personnel and Services (AF/A1). Establishes dress and personal appearance policy; serves as Chairman of the AFVUB or appoints a designee; acts as approval authority on all non-tiered requirements and exception to policy or waiver requests for this instruction. (**Note:** DAFI 33-360, commanders approval of non-tiered requirements do not apply to this AFI.)

2.4. Military Compensation Policy Division, Headquarters Air Force (AF/A1PA). Office of Primary Responsibility (OPR) for applicable exception to policy, waiver, and policy change requests; OPR for the AFVUB and clothing allowances for Air Force Personnel.

2.5. Air Force Personnel Center Special Programs Branch (AFPC/DP3SA). Provide dress and personal appearance guidance to Major Commands (MAJCOM), Combatant Commands (CCMD), Headquarters Air Force (HAF), Direct Reporting Units (DRU) and Field Operating Agency (FOA) Directors of Personnel and Airmen. Responsible for administrative change (Air Force Form 847) requests to this instruction.

2.6. MAJCOM, CCMD and Theater Commanders. May supplement this instruction with dress and personal appearance guidance specific to the command (supplements must be approved by AFPC/DP3SA prior to being published). (**T-1 Note:** For the purpose of this AFI the National Guard Bureau and Air Force District of Washington are considered MAJCOMs.

2.6.1. Theater commanders prescribe the dress and personal appearance standards in the theater of operations.

2.6.2. Authorize wear of functional clothing with service uniforms.

2.6.3. Authorize wear of civilian clothing on-duty and standardize clothing by activity.

2.6.4. Prescribe wear of rank insignia, unit emblems, etc. on organizational or functional clothing.

2.6.5. Determine acceptable off-base wear for all uniforms.

2.6.6. Provide at no cost to members, optional and/or Allowance Standard 016 organizational clothing and equipment items directed to wear.

2.6.7. Specify motorcycle and bicycle patrol uniforms for security forces personnel.

2.6.8. Prescribe wear of "Personal Hydration Systems".

2.7. Numbered Air Force, DRU and FOA Commanders. May supplement the MAJCOM, CCMD, or if appropriate, this AFI (e.g. Air Force Office of Special Investigations), with guidance specific to the Numbered Air Force, DRU, or FOA. Supplements must be approved by AFPC/DP3SA. (T-1).

2.8. Wing Commanders or Equivalent. May supplement the Numbered Air Force dress and personal appearance instruction with guidance specific to the installation. If a Numbered Air Force instruction does not exist, the wing commander or equivalent may supplement the MAJCOM instruction. Supplements must be approved by the Numbered Air Force, or if appropriate, the MAJCOM. Consult with servicing legal office prior to implementing such policy (T-2).

2.8.1. Further authorize specific guidance on wear of functional clothing with service uniforms that have previously been approved by the Numbered Air Force or MAJCOM commander.

2.8.2. Coordinate guidance with tenant wings or units.

2.8.3. Prohibit offensive civilian clothes and offensive personal grooming based on legal, safety, or sanitary grounds.

2.8.4. Require protective or reflective items when safety considerations make it appropriate.

2.8.5. Authorize wear of Allowance Standard 016 approved organizational clothing and equipment.

2.8.6. Process requests for approval of distinctive clothing items. See [attachment 7](#).

2.8.7. Provide at no cost to enlisted members required organizational or functional items directed for wear.

2.8.8. Process requests for issue allowance organizational or functional clothing items according to AFI 23-101, *Material Management Policy*. Provide optional items directed for wear at no cost to officers.

2.8.9. Prescribe wear of outer garments and accessories with security forces uniforms. Process requests for issue allowance according to AFI 23-101.

2.8.10. Prescribe wear of uniform during sporting events.

2.8.11. Installation Commanders designate “no-hat” areas on military installations.

2.9. Force Support Squadron. Base-level OPR for this instruction and all applicable supplements. Assists the commander or designated representative in interpreting this instruction and all applicable supplements. Assist Airmen with exception to policy requests.

2.10. Commander (on G-Series Orders) or Equivalent. All references to commander authority, throughout this instruction, include civilian leaders as authorized by public law and the Uniform Code of Military Justice (UCMJ).

2.10.1. Enforces dress and personal appearance standards in accordance with Department of Defense and Air Force instruction for wear of military uniforms or civilian clothes when authorized to be worn on-duty.

2.10.2. Ensures uniform items are consistent and standardized throughout the organization. To maintain uniformity and good order, commanders determine their members' compliance and understanding of this instruction.

2.10.3. May authorize wear of civilian clothing on-duty per AFI 36-3012.

2.10.4. May prohibit wear of offensive civilian clothing on a military installation or while the member is off the installation and is representing the Air Force or the Department of Defense in an official capacity; be more restrictive for tattoos, body ornaments and/or personal grooming based on legal, safety, sanitary, and/or host nation agreements. Consult with the serving legal office prior to implementing such policy.

2.10.5. May prohibit wear of optional items during formations, ceremonies, or other events when uniformity is required.

2.10.6. Commanders may mandate wear of optional clothing if provided at no cost to the member.

2.10.7. Commanders do *not* have authority to waive personal grooming standards except upon the advice of competent medical authorities as identified in [paragraph 3.1.2.3](#).

2.11. First Sergeant. Will be thoroughly familiar with all dress and personal appearance standards outlined in this publication and all applicable supplements. Advises commanders and supervisors to ensure all Airmen are in compliance. Sets the example and enforces dress and appearance standards.

2.12. Supervisor. Supervisors must be knowledgeable of uniform and personal grooming and appearance standards (regardless of gender of subordinate) and set the example of acceptable standards. Supervisors may perform random uniform inspections to ensure subordinate Airmen are in compliance with this instruction and all applicable supplements. Supervisors must ensure subordinate Airmen comply with this instruction and take appropriate corrective action when they do not meet standards.

2.13. All Airmen/Individual Responsibilities. While members may differ in physical characteristics, uniforms are meant to be standardized. Uniforms are a unique distinction that an individual is a member of the United States Air Force and it is each Airman's individual duty and personal obligation to maintain a neat appearance and professional image while wearing the uniform.

2.13.1. Each Airman must procure and maintain all mandatory clothing items per AFI 36-3012. **(T-1)**.

2.13.2. All Airmen must adhere to this instruction and supplement(s) at all times. While assigned to another military service's installation, Airmen will comply with local order of dress, provided their standards are *not* less restrictive than the Air Force. Temporary duty personnel will comply with local policies established at each temporary duty location, within Air Force standards. **(T-1)**.

2.13.3. All Airmen must ensure uniform items and civilian clothing (in official capacity) are maintained, clean, and in serviceable condition (that is, not frayed, worn out, torn, faded, patched, etc.), correct in design and specifications, and fit properly. **(T-1)**. Uniform items are to be zipped, snapped or buttoned unless otherwise defined in this instruction.

2.13.4. All Airmen must meet personal grooming standards while in uniform and when authorized and/or directed to wear civilian clothing in an official capacity in lieu of uniform. **(T-1)**.

2.13.5. All Airmen should inform any Air Force member that is in violation of uniform and appearance standards

2.13.6. When in uniform or civilian clothes (in an official capacity), Airmen must not engage in public displays of affection including, but not limited to, holding hands (except when holding a young child's hand), walking arm-in-arm, embracing, caressing, and kissing. **(T-1)**. Public displays of affection are inappropriate as they violate a long-standing custom of the service and may be service discrediting since indiscriminate displays of affection detract from the professional image the Air Force intends to project to the public. Brief displays of affection, such as a modest kiss or embrace, may be permitted in situations where physical contact is commonly accepted etiquette such as weddings, graduations, promotions, or retirement ceremonies; and upon departure for or return from deployments.

2.13.7. When in uniform or civilian clothes (in an official capacity) the following actions are *prohibited* while walking or in a formation, including organized or unit physical training. **Note:** Members should also consult AFI 34-1201, *Protocol*, for protocol, customs and courtesies.

2.13.7.1. DELETED.

2.13.7.2. Do *not* smoke or use smokeless products in other than designated smoking areas.

2.13.7.3. Do *not* consume food and/or beverage while walking in uniform. **Exception:** Commanders may authorize beverage consumption during wear of physical training gear. Water consumption while walking is authorized with any uniform combination. Commanders may authorize food and/or beverage consumption while walking in uniform during special functions. Military customs and courtesies take precedence.

2.13.7.4. While walking in uniform use of personal electronic media devices, including cellular phones, earpieces, speakerphones or text messaging is authorized (see [paragraph 7.3.4](#)). Military customs and courtesies take precedence.

Chapter 3

GROOMING AND APPEARANCE STANDARDS

3.1. Personal Grooming Standards. This chapter outlines personal grooming while wearing any Air Force uniform or civilian clothing in an official capacity. Commander's discretion may be used to determine if individual's personal grooming is within standards of this instruction. The personal grooming standards listed are minimum standards that represent common appearance issues and are not all-inclusive. Although Airmen have the right, within established limits, to express their individuality through their appearance, the Air Force has defined what is and what is not an acceptable, professional military image for Airmen. Except for minor variations based on gender differences, all Air Force personnel must comply with the same personal grooming standards. Supervisors have the responsibility to determine compliance with this AFI and to correct the obvious violations regardless of whether the situation identified is clearly written in this AFI. Commanders do not have authority to waive grooming and appearance standards except as identified in this instruction.


3.1.1. (Change) Hair-male and female. Will be clean, well-groomed, present a professional appearance, allow proper wear of headgear, helmet or chemical mask and conform to safety requirements. Will *not* contain excessive amounts of grooming aids (e.g., gel, mousse, pomade, or moisturizer), appear lopsided, touch either eyebrow (**Exception:** female bangs), or end below an imaginary line across the forehead at the top of the eyebrows that is parallel to the ground. If applied, dyes, tints, bleaches and frostings must result in natural hair colors. Examples of natural hair colors are brown, blonde, brunette, natural red or black. All Airmen are authorized to wear natural color hair regardless of their natural born hair color, but when combined or frosted, the colors must blend together so as to not present an unnatural appearance between colors. For example, hair colors may be displayed as a "salt-and-pepper" look as this presents a naturally-blended hair color and is, therefore, authorized. In contrast, ombre (blending of one color to another with dyes, tints, bleaches and frostings) or black hair with blonde highlights and/or streaks and blonde hair with black highlights and/or streaks do not present a natural appearance as they display vastly different shades of natural hair colors and are, therefore, unauthorized for wear. Prohibited hair color examples (not all inclusive) are burgundy, purple, orange, fluorescent or neon colors. Commanders may temporarily authorize cancer patients to wear approved caps (black or tan) due to a temporary medical condition (i.e., radiation and/or chemotherapy).

3.1.1.1. Wigs/Hairpieces/Extensions. Are authorized and will meet the same standard required for natural hair, be of good quality, fit properly, and comply with safety, functionality and professionalism. (**Note:** Extensions are still prohibited for males). Wigs/Hairpieces/Extensions will *not* be used to cover unauthorized hair styles. Synthetic hair or other materials are *not* authorized when prohibited by safety and mission requirements.

3.1.1.2. Hair-Nets. Worn as required for health or safety reasons. Made of natural or a synthetic material; must be conservative (plain and moderate, being within reasonable limits; not excessive or extreme), solid color similar to the member's hair color, also strong enough to support and control hair and contain no metal fasteners. Hair-nets are only authorized when performing related duties as determined by applicable commander.

3.1.2. Hair-Male. Tapered appearance on both sides and the back of the head, both with and without headgear. A tapered appearance is one that when viewed from any angle outlines the member's hair so that it conforms to the shape of the head, curving inward to the natural termination point without eccentric directional flow, twists or spiking. A block-cut is permitted with tapered appearance. Hair will not exceed 2 ½ inches in bulk, regardless of length and ¼ inch at natural termination point; allowing only closely cut or shaved hair on the back of the neck to touch the collar. Hair will not protrude under the front band of headgear. Cleanly shaven heads, military high-and-tight or flattop cuts are authorized. Prohibited examples (not all- inclusive) are Mohawk, mullet, cornrows, dreadlocks or etched shapes and/or design. Airmen may have one (cut, clipped or shaved) front to back, straight-line part, not slanted or curved, on either side of their head, above the temple. Part will not exceed 4 inches length or ¼ inch width. Men are not authorized hair extensions. See [Figure 3.1](#) for graphic examples of appropriate sideburns, mustache and male hair standards.

Figure 3.1. Male Hair Standards Examples.



Sideburns

Mustache

3.1.2.1. Sideburns. If worn, sideburns will be straight and even width (not flared), and will not extend below the bottom of the orifice of the ear opening. Sideburns will end in a clean-shaven horizontal line. See [figure 3.1](#).

3.1.2.2. Mustaches. Male Airmen may have mustaches; however they will be conservative (moderate, being within reasonable limits; not excessive or extreme) and will not extend downward beyond the lip line of the upper lip or extend sideways beyond a vertical line drawn upward from both corners of the mouth. See [figure 3.1](#).

3.1.2.3. Beards. Beards are not authorized unless for medical reasons, when authorized by a medical official, or as authorized pursuant to a request for a religious accommodation. Beard wear authorized for religious reasons are governed by [Attachment 8](#) of this instruction. When authorized for medical reasons, members will keep all facial hair trimmed not to exceed ¼ inch in length. Individuals granted a shaving profile may shave or trim their facial hair to present a neat, clean, professional image. If necessary for medical reasons, facial hair will be kept neat and conservative (moderate, being within required limits (not more than ¼ inch); not excessive or extreme). During tours of less than 30 days, AFR and ANG chaplains not on extended active duty may request a beard religious accommodation in observance of their faith. For AFR request processing instructions see AFMAN 36-2136, *Reserve Personnel Participation*. For ANG request process instructions contact NGB/HC.

3.1.3. Hair-Female. No minimum hair length, to a maximum bulk of 4 inches from scalp and allows proper wear of headgear as referenced in the following paragraphs: [5.2.10, patrol cap](#); [7.2.2, bucket cap](#); [7.2.4.1, flight cap](#); [7.2.5, beret](#); and [7.2.7, watch cap](#). Hair will end above the bottom edge of collar and will not extend below an invisible line drawn parallel to the ground, both front to back and side to side unless pulled back and secured or worn in an authorized ponytail or equivalent or long braid(s). If hair is pulled back and secured behind the head, radius will not exceed 6 inches from the point where the hair is gathered (i.e., no more than 6 inches to the left and 6 inches to the right, 12 inches total width; and 6 inches protruding from where hair is gathered) and must allow for proper wear of headgear. One or two braids or a single ponytail or equivalent may be worn down the member's back with length not extending below a horizontal line running between the top of each sleeve inseam at the under arm through the shoulder blades. The braid(s) or ponytail or equivalent cannot be worn over the shoulder or pulled in front of the body. They shall extend down the member's back. Bangs, or side-swiped hair, may touch eyebrows but will not touch or cover eyes. When in doubt, assess correct length of hair with the Airman standing in the position of attention. See [Figure 3.2](#) and [Figure 3.5](#) for examples of female hair standards. **Exception:** While wearing the Physical Training Gear (PTG), long hair will be secured but may have loose ends and may extend below a horizontal line running between the top of each sleeve inseam at the under arm through the shoulder blades

Figure 3.2. Female Hair Standards Examples.

3.1.3.1. Pinned-up hair should be styled in a manner that prevents loose ends from extending upward on the head. When hair is in a bun, the bun must be a single bun; all loose ends must be tucked in and secured. When hair is in a ponytail or equivalent, it must be a single ponytail or equivalent that does not extend below a horizontal line running between the top of each sleeve inseam at the under arm through the shoulder blades.

3.1.3.2. Hair accessories. If worn, hair accessories (e.g., fabric scrunches, hairpins, combs, clips, headbands, elastic bands, barrettes, etc.) must match hair color. Black hair accessories are authorized regardless of hair color. Invisible hairnets are authorized; hairnet must match hair color. Hair must still comply with bulk and appearance standards. Headgear must fit properly. Headbands or fabric scrunches will not exceed two-inches in width. Ornaments are *not* authorized (i.e., ribbons, beads, jeweled pins). See [Figure 3.3](#).

Figure 3.3. Female Hair Accessories.**Scrunchie****Hair Clips**

3.1.3.3. Locs, braids, twists, micro-braids, french braids, dutch braids and cornrows are authorized. Locs are defined as portions of hair that have been intentionally or unintentionally fused together to form a loc or locs. A braid or twist is two or more portions of interwoven hair. If adding additional hair, it must be a natural-looking color (similar to the individual's hair color) and conservative (moderate, being within reasonable limits; not excessive or extreme). Multiple locs, braids, twists or cornrows may come together down the back in one or two braids or a single ponytail as described in [paragraph 3.1.3](#) Hair must not exceed length and bulk standard (see [figure 3.6](#)) Headgear must fit properly. See [figure 3.4](#) and [figure 3.5](#) for examples of female hair standards.

3.1.3.3.1. All locs, braids and twists, when worn will be of uniform dimension, no wider than one inch, with natural spacing between the locs, braids, and twists and must be tightly interwoven to present a neat, professional and well-groomed appearance. When worn, multiple locs, braids, or twists shall be of uniform dimension, small in diameter (approximately $\frac{1}{4}$ inches), show no more than $\frac{1}{4}$ inch of scalp between the locs, braids, or twists and must be tightly interwoven to present a neat, professional appearance.

3.1.3.3.2. A braid/twist must continue to the end of the hair without design and following the contour of the head, and may be worn loose or in a secured style within hair standards in [paragraph 3.1.3](#) above. *Exception:* Micro-braids or twists are not required to continue to the end of the hair.

3.1.3.4. Unauthorized: Mohawk, mullet or etched design.

Figure 3.4. Female Hair Styles Examples.



Braids



Twists



Locs

Figure 3.5. Authorized Female Ponytails/Equivalent and Long braid(s) Hair Styles Examples.



Unbraided Single Ponytail/Pull-through Ponytail Style/Braided Ponytail



Braided Ponytails/Multiple Braids in a Single Ponytail



Pulled back secured and does not exceed 6 inch radius




Pulled back secured and does not exceed 6 inch radius



Two Braids Looped Underneath/Two Braids

Figure 3.6. Unauthorized female Ponytail Examples.



Exceeds Length Requirement



Ponytail Fasten on the Crown of Head.

3.2. Fingernails. Male Airmen are not authorized to wear nail polish. If worn by females, nail polish will be a single color that does not detract from the uniform, nor can the nail polish be extreme in color. Some examples of extreme colors include, but are not limited to, purple, gold, blue, black, bright (fire engine) red and florescent colors. Do not apply designs to nails or apply two-tone or multi-tone colors; however, white-tip French manicures are authorized. Fingernails must not exceed ¼ inch in length beyond the tip of the finger and must be clean and well groomed. Fingernails must not interfere with the performance of assigned duties. Fingernails must not hinder proper fit of prescribed safety equipment or uniform items.

3.3. Cosmetics. Male Airmen are not authorized to wear cosmetics. Female Airmen may wear cosmetics; however, if worn, they will be conservative (moderate, being within reasonable limits; not excessive or extreme) and in good taste. Eyelash extensions are authorized, however, extensions will be Airman's natural eyelash color and will not exceed 14 millimeters in length. Eyelash extensions will not hinder wear of protective eye wear or any type of headgear. Female Airmen will not wear shades of lipstick that detract from the uniform, or that are extreme colors. Some examples of extreme colors include but are not limited to, purple, gold, blue, black, bright (fire-engine) red, and fluorescent colors. Cosmetics will not be worn during field conditions.

3.4. Tattoos/Brands/Body Markings. For purposes of this instruction, a tattoo is defined as a picture, design, or marking made on the skin or other areas of the body by staining it with an indelible dye, or by any other method, including pictures, designs, or markings only detectible or visible under certain conditions (such as ultraviolet or invisible ink tattoos). A brand is defined as a picture, design, or other marking that is burned into the skin or other areas of the body. Body markings are pictures, designs, or other markings as a result of using means other than burning to permanently scar or mark the skin. **Members who violate the prohibitions and mandatory provisions in paragraphs 3.4.1 and 3.4.2 are subject to prosecution under Article 92, UCMJ.**

3.4.1. Tattoos/Brands/Body Markings. **(Unauthorized content/locations).** Tattoos/brands/body markings will not be on the hands (except one ring tattoo on one finger on one hand), head, neck (anything visible above the open collar uniform), face, tongue, lips, eyes, and scalp. Tattoos/brands/body markings anywhere on the body that are obscene, commonly associated with gangs, extremist, and/or supremacist organizations, or that advocate sexual, racial, ethnic, or religious discrimination are prohibited in and out of uniform. Indecent tattoos/brands/body markings are grossly offensive to modesty, decency, or propriety, or shocks the moral sense, because of its vulgar, filthy, or disgusting nature, or its tendency to incite lustful thought. It is indecent if it tends reasonably to corrupt morals or incite libidinous thoughts. It must not violate community standards. Air Force Office of Special Investigations (AFOSI) maintains information regarding gang/hate group, etc. on tattoos/brands/body markings. Commanders should contact their servicing AFOSI unit for additional information. Extremist tattoos/brands/body markings are those affiliated with, depicting, or symbolizing extremist philosophies, organizations, or activities. Sexually discriminative tattoos/brands/body markings are those that advocate a philosophy that degrades or demeans a person based on gender. Racially discriminative tattoos/brands/body markings are those that advocate a philosophy that degrades or demeans a person based on race, ethnicity, or national origin. Religiously discriminative tattoos/brands/body markings are those that advocate a philosophy that degrades or demeans a person based on religion. Tattoos/brands/body markings with unauthorized content that are prejudicial to good order and discipline or the content is of a nature that tends to bring discredit upon the Air Force are prohibited both in and

out of uniform. Airmen may not cover up tattoos, brands, and/or body markings with bandages or make-up in order to comply with unauthorized content tattoo policy. **Failure by RegAF members, AFR members on active duty or inactive duty for training, and ANG members in Title 10 status to obey the mandatory provisions in this paragraph constitutes a violation of Article 92, UCMJ. ANG members in Title 32 status performing full-time National Guard duty or inactive duty for training, who violate the mandatory provisions of this instruction, may be held accountable through similar provisions of their respective State Military Codes.**

3.4.1.1. Members who have or receive unauthorized content tattoos/brands/body markings are required to initiate tattoo/brand/body marking removal/alteration. At the commander's discretion, members may be seen, on a space and resource available basis, in a Department of Defense (DoD) medical treatment facility for voluntary tattoo/brand/body marking removal. When DoD resources are not available, members may have the tattoo/brand removed/alterated at their own expense outside of DoD medical treatment facilities. Permissive Temporary Duty is not authorized for this purpose; therefore, travel is at member's expense. Members who fail to remove/alter unauthorized tattoos/brands/body markings in a timely manner, or who choose not to comply with appropriate military standards, will be subject to a variety of appropriate quality force actions, including but not limited to reprimand, unfavorable information file, control roster, referral enlisted/officer performance reports, military justice action (Article 15, UCMJ punishment), ineligibility for schools and assignments and administrative discharge. If removal at government expense is not possible, the member's affirmative responsibility for complying with this AFI or the Air Force's responsibility to enforce it with any or all available options does not change. **Failure by RegAF members, AFR members on active duty or inactive duty for training, and ANG members in Title 10 status to obey the mandatory provisions in this paragraph constitutes a violation of Article 92, UCMJ. ANG members in Title 32 status performing full-time National Guard duty or inactive duty for training, who violate the mandatory provisions of this instruction, may be held accountable through similar provisions of their respective State Military Codes.**

3.4.2. Tattoos/Brands/Body Markings (**Authorized**). Tattoos are authorized on the chest and back (below the open collar uniform), arms, legs, and a ring tattoo on one finger on one hand (per [para 3.4.1](#)). Ring tattoos are limited to a single band of no more than 3/8 of an inch in width, below the knuckle and above the finger joint (portion closest to the palm). Airmen with tattoos on the hand prior to this policy may be grandfathered; however, hand tattoos other than as described above are unauthorized after 9 January 2017. Grandfathered tattoos on the hand must be documented on the member's AF Form 4428, *Tattoo Screening/Verification* (see [attachment 5](#) for form completion instructions). Hand tattoos that are grandfathered, and arm, leg, and ring-tattoos can be exposed and visible while wearing any uniform combination(s). Chest and back tattoos will not be visible through any uniform combination(s) or visible while wearing an open collar uniform. There are no size or placement limitations on tattoos as long as they are in accordance with this publication. **Failure by RegAF members, AFR members on active duty or inactive duty for training, and ANG members in Title 10 status to obey the mandatory provisions in this paragraph constitutes a violation of Article 92, UCMJ. ANG members in Title 32 status performing full-time National Guard duty or inactive**

duty for training, who violate the mandatory provisions of this instruction, may be held accountable through similar provisions of their respective State Military Codes.

3.4.3. Cosmetic tattooing. Tattooing for cosmetic purposes is authorized when directed by licensed, qualified medical personnel to correct a medical condition, illness or injury for both men and women. When not medically directed, cosmetic tattooing is permitted for women if done to apply permanent facial makeup (i.e., eyebrows, eyeliner) and for men if for permanent cosmetics for scalp only (micropigmentation) to create a natural hair appearance. The cosmetic tattooing must have a natural appearance and be conservative, moderate, within reasonable limits, not excessive or extreme, and in good taste.

3.4.4. Individuals who are initially accessed must disclose any tattoos or brands not meeting the above criteria and receive appropriate Air Force Component Recruiting Service review (AFRS, AFRCRS, ANG) to determine eligibility when questionable for enlistment or appointment. Complete removal or alteration of unauthorized content and/or excessive tattoos/brands/body markings is otherwise required prior to being accepted in the Air Force.

3.4.5. Commanders will use these provisions in determining the acceptability of tattoos, brands, and body markings displayed by members in uniform.

3.4.6. Per [paragraph 2.10](#), commanders will retain the authority to be more restrictive for covering tattoos, body ornaments and personal grooming based on legal, safety, sanitary, and/or host nation agreements.

3.5. Body Piercing/Ornamentation.

3.5.1. In uniform on or off a military installation: With the exception of earrings for women (see [paragraphs 7.3.1.1](#)), all members are prohibited from attaching, affixing, or displaying objects, articles, jewelry or ornamentation to or through the ear, nose, tongue, eye brows, lips, or any exposed body part (includes visible through the uniform).

3.5.2. In civilian attire on official duty on or off a military installation: With the exception of earrings for women (see [paragraphs 7.3.1.1](#)), all members are prohibited from attaching, affixing or displaying objects, articles, jewelry or ornamentation to and/or through the ear, nose, tongue, eye brows, lips, or any exposed body part (includes visible through clothing).

3.5.3. Dental ornamentation: Teeth, whether natural, capped, or veneered, will not be ornamented with designs, jewels, initials, etc. The use of yellow gold, white gold, or platinum caps (permanent or temporary) merely to add ornamentation to the teeth and not required by dental/medical necessity is prohibited. Waivers are not required for Air Force members or recruits with permanent yellow gold, white gold or platinum caps that were applied as a result of dental/medical necessity. Members with official documentation that they received permanent yellow gold, white gold, or platinum caps which were not applied as a result of dental/medical necessity, prior to 13 June 2011, are grandfathered. No other dental ornamentation is grandfathered.

3.5.4. There are situations where the commander can restrict the wear of non-visible body ornaments. Those situations would include any body ornamentation that interferes with the performance of the member's military duties. "The following factors (not all inclusive) are considered when making a determination to restrict the wear of non-visible body ornaments: whether it impairs the safe and effective operation of weapons, military equipment or

machinery; does it pose a health or safety hazard to the wearer or others; or does it interfere with the proper wear of special or protective clothing or equipment such as helmets, flak jackets, flight duty uniforms, camouflaged uniforms, gas masks, wet suits and crash rescue equipment

3.6. Body Alteration/Modification. Intentional alterations and/or modifications to a member's body that result in a visible, physical effect that disfigures, deforms or otherwise detracts from a professional military image are prohibited. Examples of prohibited conduct include (but are not limited to) tongue splitting or forking, tooth filing, acquiring visible, disfiguring skin implants, and gouging (piercing holes large enough to permit light to shine through). Members who intentionally alter and/or modify any part of their bodies in order to achieve a visible, physical effect that disfigures, deforms or otherwise detracts from a professional military image may be subject to disciplinary action or involuntary separation, as determined appropriate by the member's commander. **Failure by RegAF members, AFR members on active duty or inactive duty for training, and ANG members in Title 10 status to obey the mandatory provisions in this paragraph constitutes a violation of Article 92, UCMJ. ANG members in Title 32 status performing full-time National Guard duty or inactive duty for training, who violate the mandatory provisions of this instruction, may be held accountable through similar provisions of their respective State Military Codes..**

Chapter 4

DRESS UNIFORMS

4.1. Formal and Mess Dress Uniforms. The formal and mess dress uniforms are worn for official formal evening functions and state occasions. The white and black-tie tuxedo or evening gown is the civilian equivalent. [Note: The formal dress uniform is worn by Officers only. The mess dress uniform is mandatory for Officers and optional for Enlisted.] A name tag is not worn on the formal or mess dress uniforms. Enlisted may wear the semiformal service dress uniform if they do not have a mess dress. Saluting is not required when wearing the formal or mess dress uniforms.

4.1.1. Men's Formal and Mess Dress Uniforms.

4.1.1.1. Coat (Formal and Mess Dress). Officers will wear the coat without silver chain fasteners (formal only). **(T-1)**. The coat will be blue, single-breasted, with a straight back and three "wing and star" buttons on each side of the front of the coat. The coat will have a satin shawl collar and lapels. With arms hanging naturally, semi-fitted sleeves will end $\frac{1}{4}$ to $\frac{1}{2}$ inch below the wrist. The center of the back of the coat will extend $3\frac{1}{2}$ to 4 inches below the natural waistline.

4.1.1.2. Shoulder Boards (Formal and Mess Dress). Officers will wear shoulder board rank as close to the shoulder seam as possible. **(T-1)**. General officers will wear a $\frac{3}{4}$ inch wide silver sleeve braid, 3 inches from the end of the sleeve. **(T-1)**. All other officers will wear a $\frac{1}{2}$ inch silver sleeve braid, 3 inches from the end of the sleeve. **(T-1)**.

4.1.1.3. Rank (Mess Dress). Enlisted will wear either $3\frac{1}{2}$ or 4 inch, white chevron rank centered on the outer arm halfway between the shoulder seam and elbow when bent at a 90-degree angle. **(T-1)**.

4.1.1.4. Shirt (Formal and Mess Dress). The shirt will be a commercial design, plain, white, and long-sleeved. The shirt will not have military creases. A white V-neck or athletic style tank top undershirt will be worn under the shirt. Both shirts will be tucked into the trousers. The Formal Dress shirt will have a wing collar. The Mess Dress shirt will have turn down collar, pleats, and French cuffs. **(T-1)**.

4.1.1.5. Bow Tie. The bow tie is mandatory and will be white with square ends for Formal Dress Uniform and bow tie will be blue-satin for Mess Dress Uniform.

4.1.1.6. Vest/Cummerbund. The vest is worn with the Formal Dress Uniform in place of the cummerbund. It will be white, single-breasted, low-cut, rolled collar vest with pointed collar. The vest will not be visible below the mess dress coat. The cummerbund is worn with the Mess Dress Uniform and will be plain blue-satin, worn half way between the shirt and trouser's, with the open edge of the pleats facing upward.

4.1.1.7. Suspenders (Mess Dress). Suspenders will be either solid white, dark blue or black and will be attached to the trousers and will not be visible.

4.1.1.8. Trousers (Formal and Mess Dress). Trousers will be blue, without pleats and cuffs. They will have a high-rise with side pockets and $\frac{7}{8}$ inch blue striping down pant legs.

4.1.1.9. Footwear. For wear and description see the applicable [paragraphs 7.4.1](#) (Males), and [7.4.2](#) (Females).

4.1.2. Women's Formal and Mess Dress Uniforms

4.1.2.1. Coat. Officers will wear the mess dress coat. **(T-1)**. The mess dress coat will be blue, single-breasted, loose fitting at the waist with three "wing and star" buttons on each side of the front of the coat. The coat will have a satin shawl collar and lapels. With arms hanging naturally, semi-fitted sleeves will end $\frac{1}{4}$ to $\frac{1}{2}$ inch below the wrist. The center of the back of the coat will extend $2\frac{1}{2}$ to 3 inches below the natural waistline. The front opening will gap approximately 2 to 3 inches at bottom.

4.1.2.2. Officers will wear shoulder board rank as close to the shoulder seam as possible. **(T-1)**. General officers will wear a $\frac{3}{4}$ inch wide silver sleeve braid, $2\frac{1}{2}$ inches from the end of the sleeve. **(T-1)**. All other officers will wear a $\frac{1}{2}$ inch silver sleeve braid, $2\frac{1}{2}$ inches from the end of the sleeve. **(T-1)**.

4.1.2.3. Enlisted will wear either $3\frac{1}{2}$ or 4 inch, white chevron rank centered on the outer arm halfway between the shoulder seam and elbow when bent at a 90-degree angle.

4.1.2.4. Blouse. The mess dress blouse will be worn with the women's formal dress uniform. The blouse will not have military creases. Studs and cuff links are optional, but if worn, must be worn as a set. White undershirts may be worn in the V-neck, athletic style tank top or crew-neck style and if worn, must be tucked into the skirt.

4.1.2.5. Tie Tab. The tie tab is mandatory and will be a 1 inch crescent-shaped silver metallic cloth, lamé tie tab for Formal Dress Uniform and a blue satin inverted-V tie tab with self-fastening tails for Mess Dress Uniform.

4.1.2.6. Cummerbund. The cummerbund for Formal Dress Uniform will be plain silver satin, cummerbund for the Mess Dress Uniform will be plain blue satin. Cummerbunds will be worn halfway between the shirt and skirt with open edge of pleat facing upward. Cummerbunds will be without design.

4.1.2.7. Skirt. The mess dress skirt will be used for the women's formal dress uniform.

4.1.2.8. Footwear. For wear and description see the applicable [paragraphs 7.4.2](#), [7.4.2.1](#) and [7.4.2.6](#).

4.2. Formal and Mess Dress Uniform Accoutrements (Male and Female).

4.2.1. Medals. All medals (miniature) will be worn on the formal and mess dress uniform. Anodized medals are authorized. Miniature medals will be centered on the wearer's left between the lapel and arm seam and midway between the top shoulder seam and top button of the coat. Wear of foreign badges and decorations or medals on the mess dress uniform is authorized; however, members must request and receive permission to wear foreign decorations they accept (refer to AFMAN 36-2806, *Awards and Memorialization Program* regarding acceptance). **(T-1)**. Wear criteria depends on the type of device the decoration represents. When wearing more than one foreign decoration (miniature medal), wear them in the order earned.

4.2.2. Duty Badges and Command Insignia Pin. For wear and description see applicable [paragraphs 9.1](#), [9.2.1](#), [9.3.25.3](#), [9.4.1](#) and [9.4.2](#).

4.2.3. Cuff Links (Optional for females and mandatory for males). They will either be silver, satin finish or highly polished with the "wing and star" design; silver, highly polished with the AF symbol; or plain silver, highly polished, commercial design with dimensions and shape similar to the "wing and star" cuff links.

4.2.4. Studs (Optional for females and mandatory for males). Studs can be either pearl centered, silver rimmed, highly polished or satin finished or plain silver, highly polished, commercial design with dimensions and shape similar to the pearl centered studs. The finish must match cuff links.

4.2.5. Headgear. The only authorized headgear is the blue winter cap. The blue winter cap will only be worn with a full-length outer garment. For wear and description see applicable paragraphs 7.2.6 through 7.2.6.3.

4.2.6. Outer Garments. For wear and description see applicable paragraph 7.1.5.

4.2.7. Accessories. Garment accessories will be conservative and plain without design or ornamentation. For wear and description see applicable paragraph 7.3.

4.2.8. Footwear. For wear and description see the applicable paragraphs 7.4.1 (Males), and 7.4.2 (Females).

4.3. Semi-Formal Dress Uniform (Enlisted Only). The men's and women's semi-formal dress uniform is worn for social functions of a semi-formal and/or official nature as prescribed by the commander or equivalent. The enlisted semi-formal dress uniform coat is the service dress uniform coat without a name tag. Semi-formal is the same term used when describing the civilian equivalent. When in semi-formal dress, saluting is not required.

4.3.1. Men's Semi-Formal Dress Uniform.

4.3.1.1. White Long-Sleeve Shirt. The white long-sleeve shirt will be plain, knit or woven, commercial type with a short or medium point collar, with button or French cuffs. Military creases are not authorized. A white V-neck or athletic style tank top undershirt will be worn under the shirt. Both shirts will be tucked into the trousers.

4.3.1.2. Tie and Tie Tack/Clasp. Either a blue polyester or silk, herringbone twill tie will be worn with the semi-formal dress uniform. The tip of the tie must cover a portion of the belt buckle, but cannot extend below the bottom of the belt buckle. A tie tack or clasp is optional; however, if worn the tie tack or clasp will be the "wing and star" design, Air Force symbol, or rank insignia. The tie tack or clasp will be centered between the bottom edge of the knot and bottom tip of the tie.

4.3.1.3. Trousers. The enlisted semi-formal dress uniform trousers are the same as the service dress uniform trousers.

4.3.2. Women's Semi-Formal Dress Uniform.

4.3.2.1. Blouse. The semi-form fitting white blouse will be polyester or cotton, princess line, button front, with small-pointed collar. Military creases are not authorized. A white V-neck or, athletic style tank top undershirt may be worn under the shirt. If either style of undershirt is worn, the undershirt will be tucked into the skirt.

4.3.2.2. Tie Tab. The blue satin inverted-V tie tab with self-fastening tails is mandatory.

4.3.2.3. Skirt or Slacks. The enlisted semi-formal dress uniform skirt or slacks are the same as the service dress uniform skirt or slacks.

4.4. Semi-Formal Dress Uniform Accoutrements (Male and Female).

4.4.1. Ribbons. For wear description see [4.5.2](#).

4.4.2. Duty Badges. For wear and description see applicable paragraphs [9.1](#), [9.4.4](#), and [9.4.5](#).

4.4.3. Cuff Links. Cuff links are optional with the semi-formal dress uniform. They will either be silver, satin finish or highly polished with the "wing and star" design; silver, highly polished with the AF symbol; or plain silver, highly polished, commercial design with dimensions and shape similar to the "wing and star" cuff links.

4.4.4. Belt and Buckle. The enlisted semi-formal dress uniform belt and buckle are the same as the service dress belt and buckle.

4.4.5. Headgear. The only authorized headgear is the blue winter cap. The blue winter cap will only be worn with a full-length outer garment. For wear and description see applicable paragraphs [7.2.6](#) through [7.2.6.3](#).

4.4.6. Outer Garments. For wear and description see applicable [paragraph 7.1.5](#).

4.4.7. Accessories. Garment accessories will be conservative and plain without design or ornamentation. For wear and description see applicable [paragraph 7.3](#).

Figure 4.1. Men's and Women's Semi-Formal Dress Uniform.



Figure 4.2. Men's Mess Dress Uniform.



Figure 4.3. Women's Mess Dress Uniform.



4.5. Service Dress Uniform (Class A and B – Male and Female).

4.5.1. The service dress uniform is worn as Class A and the service blue uniform as Class B. The Class A uniform is worn with the service dress coat. The Class B uniform is worn without the service dress coat.

4.5.1.1. **Coat (Class A).** The service dress coat will be polyester and wool-blend, serge weave; semi-drape, single-breasted with three buttons and will have one welt pocket on the upper left side and two lower pocket flaps. Officer's coat will have epaulets; enlisted coats will have no epaulets. General officers will wear a 1½ inch wide blue sleeve braid, 3 inches from the end of the sleeve. (T-1). All other officers will wear a ½ inch wide blue sleeve braid 3 inches from the end of the sleeve. (T-1). With arms hanging naturally, sleeves will end ¼ to ½ inch below the wrist. The bottom of the coat will extend 3 to 3½ inches below the top of the thigh. The sleeves and lapel will be roll-pressed.

4.5.1.1.1. Officer Rank Insignia. Officers will center regular size rank insignia ⅝ inch from end of the epaulet and parallel with the sleeve seam, when applicable. (T-1).

4.5.1.1.2. General Officers will wear 1 inch stars point-to-center; ¾ inch stars are optional, if unable to wear the 1 inch stars. (T-1).

4.5.1.1.2.1. Generals will evenly space all four stars between the button securing the epaulet and the sleeve seam. (T-1).

4.5.1.1.2.2. Lieutenant Generals will place one star on the center point of the epaulet and center the two remaining stars between the first star and the button securing the epaulet and the sleeve seam. **(T-1)**.

4.5.1.1.2.3. Major Generals will evenly space their stars between the center point of the epaulet and the button securing the epaulet and the sleeve seam. **(T-1)**.

4.5.1.1.2.4. Brigadier Generals will center their star between the button securing the epaulet and the sleeve seam. **(T-1)**.

4.5.1.1.3. Colonel rank insignia is worn with the eagle's beak facing forward.

4.5.1.1.4. The stem on the Lieutenant Colonel and Major rank insignia will point away from the collar.

4.5.1.1.5. Enlisted Insignia. Enlisted will wear 3½ or 4 inch, chevron rank centered on the outer arm halfway between the shoulder seam and elbow when bent at a 90-degree angle.

4.5.2. Service Dress Coat Accoutrements (Class A).

4.5.2.1. US Lapel Insignia. The US lapel insignia is placed halfway up the seam, resting on but not over it. The "US" letters in the insignia are parallel with the ground. "US" insignias for officers do not have circles. Circles are worn around the US insignias for enlisted personnel only.

4.5.2.2. Nametag. The name tag is metal engraved, brushed satin silver finish with the last name engraved in blue lettering. The name tag will be centered on the wearer's right between the sleeve seam and lapel and the bottom of name tag will be parallel with bottom of ribbons.

4.5.2.3. Ribbons. All or some ribbons and devices will be worn on the service dress coat. Wear ribbons centered, resting on (but not over) the edge of the pleated pocket on the wearers left. Wear of foreign badges and decorations/medals on the service dress uniform is authorized; however, members must request/receive permission to wear foreign decorations they accept (refer to AFMAN 36-2806, *Awards and Memorialization Program* regarding acceptance). Wear foreign medals and ribbons on service dress uniform when they are the same size as Air Force medals and ribbons. Wear criteria depends on the type of device the decoration represents.

4.5.2.4. Duty Badges and Command Insignia Pin. For wear and description see applicable paragraphs **9.1**, **9.3.25.3**, **9.4.7** and **9.4.8**.

4.6. Men's Blue Shirt and Women's Blouse (Class A and B).

4.6.1. Long-Sleeve/Short-Sleeve Blue Shirt (**Male**). The long-sleeve and short-sleeve blue shirt will be light blue in color with two pleated pockets, convertible cuffs (long-sleeve only), and epaulets. The collar of the shirt will be visible ¼ to ½ inch above the service dress coat collar. With arms hanging naturally, sleeves will end ¼ to ½ inch below the wrist, but not be visible below the sleeves of the service coat. The blue shirt will be neatly tucked into the trousers. The shirt may be altered for a tapered fit. A white V-neck or athletic style tank top, or crew neck style (long sleeve blue shirt only) undershirt will be worn under the shirt.

4.6.1.1. Nametag. The name tag will be blue plastic with the last name engraved in white lettering. The name tag will be centered, resting on, but not over the edge of the pleated pocket on the wearer's right.

4.6.1.2. Tie. A tie will be worn with the service dress uniform and/or service blue uniform, long-sleeve blue shirt. The tie will be either blue polyester or silk, herringbone twill. The tip of the tie must cover a portion of the belt buckle, but cannot extend below the bottom of the belt buckle. A tie tack or clasp may be worn with the tie. If worn, the tie tack or clasp will be the "wing and star" design, Air Force symbol, or rank insignia. The tie tack or clasp will be centered between the bottom edge of the knot and bottom tip of the tie. A tie is required to be worn with the long-sleeve blue shirt however, it is optional with the short-sleeve blue shirt unless worn with service dress.

4.6.2. Blouse (Long and Short-sleeved) (**Female**). The pointed-end collar of the shirt must show ¼ to ½ inch above the service dress coat collar with arms hanging naturally. It will not have military creases and will have epaulets. With arms hanging naturally, long-sleeves will end ¼ to ½ inch below the wrist, but not be visible below the sleeves of the service coat. The long-sleeved blouse will have rounded cuffs with buttonhole closures on each cuff. The blouse may be modified at the Airman's expense to accommodate cuff links. White, V-neck, athletic style tank top or crew neck style (long sleeve blouse only) undershirts are optional. If worn, they will be tucked into the skirt or slacks.

4.6.2.1. Tuck-in Style Blouse (Long or Short-Sleeved). The blue blouse will have a tapered fit and will be tucked into the slacks or skirt.

4.6.2.2. Semi-Form Fitting Blouse (Long or Short-Sleeved). The blue blouse will be a semi-form fitting princess line.

4.6.2.3. Nametag. The name tag will be blue plastic with the last name engraved in white lettering. The name tag will be centered, even within 1½ inches higher or lower than the first exposed button on the wearer's right.

4.6.2.4. Tie Tab. An inverted-V tie tab will be worn with the service dress uniform and/or long-sleeve blue shirt. The tie tab will be blue polyester herringbone with self-fastening tails when worn with the tuck-in style blouse and with or without self-fasteners with the semi-form fitting blouse. A tie tab is required to be worn with long-sleeved blouse however, it is optional with the short-sleeved blouse unless worn with service dress.

4.7. Men's Blue Shirt and Women's Blouse Accoutrements.

4.7.1. Officer Rank Insignia. Officers wear shoulder mark insignia.

4.7.2. Enlisted Insignia. Enlisted will wear 3½ or 4 inch chevron rank centered on the outer arm halfway between the shoulder seam and elbow when bent at a 90-degree angle (long sleeved-shirt) or bottom edge of the sleeve (short sleeved-shirt). (**T-1**). Senior Non-Commissioned Officers (SNCO) will wear sleeve chevrons only (shoulder mark insignia is not authorized). (**T-1**).

4.7.3. Ribbons. All, some, or no ribbons and devices will be worn. If worn, center ribbons on wearer's left, parallel with ground. Align bottom of the ribbons with the bottom of the name tag.

4.7.4. Cuff Links. Cuff links are optional with the service dress uniform. They will either be silver, satin finish or highly polished with the "wing and star" design; silver, highly polished with the AF symbol; or plain silver, highly polished, commercial design with dimensions and shape similar to the "wing and star" cuff links.

4.7.5. Belt and Buckle. The belt will be blue, cotton web or elastic, solid or woven. The belt will have a silver (chrome finish) tip and a buckle. The silver tip of the belt will extend beyond the buckle facing the wearer's left for men and wearer's right for women; however, no blue fabric will be visible between the silver tip and silver buckle. General officers may wear the "wing and star" design, silver belt buckle.

4.7.6. Footwear. For wear and description see applicable [paragraphs 7.4.1](#) (Males), and [7.4.2](#) (Females).

4.7.7. Headgear. For wear and description see applicable paragraphs [7.2](#) through [7.2.7](#).

4.7.8. Outer Garments. For wear and description see applicable paragraphs [7.1](#) through [7.1.5](#).

4.7.9. Accessories. For wear and description see applicable [paragraph 7.3](#).

4.8. Trousers, Slacks, Skirt (Class A and B).

4.8.1. Trousers (**Male**). Trousers will be blue and trim-fitted with no bunching at the waist or bagging at the seat. The trousers will be full cut, straight hanging and without cuffs or additional alterations to further taper the leg. The front of the trouser legs will rest on the front of the shoe or boot with a slight break in the crease. The back of the trouser legs will be $\frac{7}{8}$ inch longer than the front. The trouser material will match the service dress coat in both fabric and shade.

4.8.2. Slacks (**Female**). Slacks will be blue and fit naturally over the hips with no bunching at the waist or bagging at the seat. The bottom front of the slack legs will rest on the front of the shoe, boot or on top of the foot if wearing pumps, with a slight break in the crease. The back of the slack legs will be approximately $\frac{7}{8}$ inch longer than the front. The slacks will be tailored, straight hanging, with no flare at the bottom or additional alterations to further taper the leg. They will have a center fly-front opening and front and back waist darts, two $\frac{1}{4}$ top side pockets, and a waistband with five belt loops. The slacks material will match the service dress coat in both fabric and shade.

4.8.3. Skirt (**Female**). The skirt will be polyester or poly-wool, blue and hang naturally over the hips with a slight flare. The skirt will be no shorter than the top of the kneecap and no longer than the bottom of the kneecap when standing at attention. The skirt will be straight style with belt loops, a kick pleat in the back, two pockets, and a darted front. Skirts will have a back zipper and lining attached to the waist. Skirt material will match the service dress coat in both fabric and shade.

Figure 4.4. Men's Service Dress Uniform.



Figure 4.5. Women's Service Dress Uniform.





Figure 4.6. Men’s Long Sleeve Blue Shirt.



Figure 4.7. Men's Short Sleeve Shirt.



Figure 4.8. Women's Long Sleeve Blue Blouse.



Figure 4.9. Women's Short Sleeve Blue Blouse.



Chapter 5

UTILITY UNIFORMS

5.1. Airman Battle Uniform (ABU), Men's and Women's. ABUs may be worn off base for short convenience stops and when eating at restaurants where people wear comparable civilian attire. Do not wear ABUs off base to eat in restaurants where most diners wear business attire or at establishments that operate primarily to serve alcohol. Do not starch the ABU. Ironing of ABUs and center creasing of enlisted chevrons is authorized; however, repeated hot pressing or heavy ironing accelerates the overall wear of the fabric. Mixing and matching of the heavy weight version of the ABU and Ripstop Airmen Battle Uniform (RABU) coat/trouser is not authorized. ABUs purchased by Air Force personnel through AAFES MCSS, or issued through Individual Equipment Elements or contract equivalent, are certified as fully compliant with all specifications. No other suppliers are approved for organizational/unit purchases, or any appropriated or Overseas Contingency Operation funds expenditures. If personnel choose to use personal funds to purchase from non-AAFES suppliers, the Air Force is not responsible if the uniform is not fully compliant. Females may wear the male version of the ABU. **[Note: The 100% cotton ABU is not a 'summer weight' version or 'light weight' alternative for the 50% cotton/50% nylon ABU. The 100% cotton ABU is a distinctive uniform/equipment item developed and authorized specifically for Airmen in jobs that have occupational safety and health administration (OSHA) requirements for wear. It is not authorized or intended for wear by all Airmen.].** ABUs are authorized for wear until 1 April 2021.

5.1.1. ABU Coat (Shirt). The ABU coat will be 50% nylon and 50% cotton, with button fastenings and an Air Force digitized tiger stripe print. The bottom of the ABU coat will rest at the hips. Pockets will be secured and items stowed in pockets will not be visible except pens stowed in the pen pocket on the sleeve. The top button of the ABU coat will not be fastened; however, all other buttons will be secured at all times. Commanders may authorize sleeves to be rolled up on the ABU coat; however, the cuffs will remain visible and the sleeve will rest at, or within 1 inch of, the forearm when the arm is bent at a 90-degree angle. Regardless as to whether the sleeves are rolled up or unrolled, the cuffs will remain visible at all times. The ABU coat may be removed in immediate work area as determined appropriate by local leadership, however, the ABU coat will be worn while interacting with customers/clients. When ABU coat is removed, t-shirt (ref [paragraph 5.1.3](#)) will be worn. The maternity ABU coat may be worn if medically necessary, as determined by competent medical authorities at a military or civilian treatment facility and approved by the commander.

5.1.2. Accoutrements.

5.1.2.1. Officer Rank Insignia (see [attachment 2](#)). Officers will wear subdued metal or cloth rank on the collar. General Officer rank will be centered, perpendicular to, and begin 1 inch from the bottom of the collar. General officers will wear 1 inch stars; General Officers unable to wear 1 inch stars will wear $\frac{3}{4}$ inch stars. Colonel rank will be centered, perpendicular to, and 1 inch from the bottom of the collar. Lieutenant Colonel and Major's rank will be centered 1 inch from the bottom of the collar with the stem parallel to the ground and pointing away from the wearer's neck. The long end of the Lieutenant and Captain bars will be centered 1 inch from the bottom of the collar.

5.1.2.2. Enlisted Rank Insignia. Enlisted Airmen may wear either 3½ inch or 4 inch chevron rank. Chevrons will be centered on the outer arm halfway between the elbow and shoulder seam, when bent at a 90-degree angle. If sleeves are rolled up, chevrons do not need to be fully visible; however, rank must be distinguishable.

5.1.2.3. Nametapes. Nametapes will be an Air Force digitized tiger print background with dark blue block lettering. The nametapes will be worn immediately above the upper ABU coat pockets. Cut off or fold tapes to match pocket width. The “U.S. AIR FORCE” nametape will be worn above the upper ABU pocket on the wearer’s left. The last name nametape will be worn above the upper ABU pocket on the wearer’s right.

5.1.2.4. Badges and Graduate Patches. The total number of badges and graduate patches worn will not exceed four. The commander’s insignia does not count as one of the four badges. Badges will have a solid background, and will have the edges folded and sewn down with no more than ¼ inch space between embroidered design and badge edge. With the exception of tabs worn on the crest of the upper sleeve (i.e. Army Ranger tab) badges will have squared edges. Full size graduate patches will be worn and may only be worn on the pockets. Only permanently conferred graduate patches (i.e. USAF Weapons School Graduate Patch and USAF Test Pilot School Patch) may be worn. **Note:** See [paragraph 9.1](#) for additional information.

5.1.2.4.1. When awarded Chaplain, Aeronautical, Space, Cyberspace, Missile Operations, Occupational and Qualification Badges and Graduate Patches. No more than a combined total of three chaplain, aeronautical, space, cyberspace, missile operations, occupational, or qualification badges and/or graduate patches will be worn on the wearer’s left. If worn, ABU cloth badges will be worn. Airmen may wear the badges of other military services while permanently assigned to units that perform duties with another military service. Airmen may also continue to wear earned, permanently awarded Air Force and other services’ qualification badges that meet the criteria in [paragraph 9.1](#), regardless of duty assignment. Wear only regular size embroidered cloth badges or specialty insignia. Metal pin-on type qualification badges are not authorized for wear on the ABU. Chaplain, aeronautical, space, cyberspace and missile operations badges are mandatory and, except for the missile operations badge, will always be worn in the highest position. When more than one aeronautical, space, cyberspace or missile operations badge is authorized, the badge representing the current position will be worn and the second and subsequent aeronautical, space, cyberspace or missile operations badges become optional. All other occupational and qualification badges and patches are optional. If a chaplain badge is worn in conjunction with aeronautical, space or cyberspace badge, then the chaplain’s badge will be in the highest position. Aeronautical, space, cyberspace and missile operations badges are equal in precedence. When awarded the aeronautical, space and cyberspace badges, wear the badge that reflects current job or billet in the highest position. Parachutist wings are optional; however, when worn they will be placed above an occupational badge or below a chaplain, aeronautical, space or cyberspace badge. All occupational badges worn will be the same size; regular. Aeronautical, space, cyberspace and explosive ordnance disposal badges, may be a different size than an occupational badge; however, multiple aeronautical, space and cyberspace badges will be the same size. The first badge will be centered ½ inch above the U.S. AIR FORCE nametape.

The second badge will be centered ½ inch above the first badge. Third and/or fourth qualification badges may be worn on the right pocket or above the nametape (as appropriate). The USAF Weapons School Graduate Patch (graduate or instructor) and/or USAF Test Pilot School Patch (graduate or instructor) may only be worn on the left shoulder of flight suit, or on the left breast pocket of ABUs.

5.1.2.4.2. Duty Shields, Missile, and Excellence-in-Competition Badge. If authorized, the Security Forces, Fire Protection, Office of Special Investigations and Inspector General duty shields, missile and/or excellence-in-competition badge will be worn on the wearer's left pocket of the ABU. The duty shield or badge will be centered between the bottom of the pocket flap, bottom of the pocket and left and right edges.

5.1.2.4.3. Air Force Command Insignia Pin is mandatory for current commanders and optional for graduated commanders. The cloth pin is authorized on the ABUs and is worn by all eligible commissioned officers in the rank of Colonel (O-6) and below. Current commander's wear the command insignia pin on the wearer's right side, centered, ½ inch above the name tape. Graduated commanders will wear the command insignia pin on the wearer's right centered on the upper ABU pocket flap below the name tape.

Figure 5.1. Airman Battle Uniform (Women's and Men's).



5.1.3. T-Shirt - Desert Sand colored (Tan). A desert sand (tan), short or long sleeved t-shirt will be worn under the ABU coat. **Exception:** Squadron commanders may authorize Airmen to wear a standardized color undershirt on Friday or during special events (only one color per squadron; individual purchase only, not unit-funded). AFR and ANG personnel commanders may authorize wear during weekend drills on Friday, Saturday or Sundays or during special events. Wing Commanders are the waiver authority to allow more than one color of T-shirt per squadron if it builds esprit-de-corps and facilitates team building (examples: maintenance, aircrew flight equipment personnel, and flight doctors associated with individual flying squadrons). Wing, or squadron commanders may allow for display on morale undershirts organizational emblems, as officially and currently approved, not to exceed 5 inches in diameter, in cloth or silk screen. If displayed, organizational emblems will be worn on the left

side of chest of both the desert sand and squadron commander-prescribed Friday morale undershirts. The morale undershirts may also display the organizational emblem on the back of the undershirt in a larger diameter as authorized by commanders. In-theater commander will determine if Airmen are authorized to wear standardized color undershirts with or without organization emblems. No design or scroll lettering will be visible when wearing the ABU coat (shirt). Desert sand (tan) turtlenecks and mock necks are authorized; thermal undergarments may be desert sand, white or cream colored and are authorized for wear as weather conditions warrant. T-shirts and turtlenecks will not have pockets and all must be tucked into the trousers. **Exception:** Tucking of t-shirt or turtleneck is not required if wearing maternity.

5.1.4. Trousers. Trousers will be 50% nylon and 50% cotton, with button fastenings and an Air Force digitized tiger stripe print. The trouser waistband will rest on the Airman's waist. Pockets will be secured and items stowed in pockets will not be visible except pens stowed in the pen pocket. **Exception:** ABU patrol cap or beret may extend outside when placed in the ABU trouser cargo pocket. Tucking the ABU trouser into the boot is optional. Whether tucked in or bloused, the trouser must be evenly bloused (gathered in and draped loosely) over the top of the combat boot and must present a bloused appearance. Maternity trousers will have a front stretch panel, covered by the ABU coat, and an elastic waistband. Maternity trousers are not required to be bloused during advanced stages of pregnancy. If not bloused, trousers will be ankle length and hang naturally, barely resting on the boot without a break in the crease.

5.1.5. Belt. Desert Sand colored (Tan). A one piece rigger style, nylon, web belt (1¾ inch wide) will be worn with ABU trousers (**Exception:** maternity trousers). Belt may extend past buckle.

5.1.6. Footwear. For wear and description see applicable paragraphs [7.4.1](#) through [7.4.3](#).

5.1.7. Headgear. Headgear will be worn outdoors at all times, unless in a designated "no hat" area. For wear and description see applicable paragraphs [7.2.5](#) through [7.2.10](#).

5.1.8. Optional Undergarments. Optional undergarments are worn in addition to the desert sand (tan) t-shirt/turtleneck.

5.1.8.1. Sleep Shirt. The sleep shirt may be worn under the ABU coat. The sleep shirt will not be worn as an outer garment. The sleep shirt will not be visible under the ABU coat except at the neck. The sleep shirt will be a solid color; colors authorized are green or sand.

5.1.8.2. Thermal Underwear. Desert sand, cream, or white thermal underwear may be worn under the ABU. Thermal underwear will not be worn as an outer garment. Thermal underwear will not be visible under the ABU trouser and coat except at the neck.

5.1.9. Outer Garments. Outer garments will only be worn outdoors. For wear and description see applicable paragraphs [7.1.6](#) through [7.1.10](#).

5.1.10. Cold Weather Accessories. Cold weather accessories will only be worn when wearing authorized outer garments (**Exception:** gloves worn solely with ABUs). With exception of functional items, cold weather accessories are only worn while outdoors. For wear and description see applicable [paragraph 7.3.8](#).

5.2. The Operational Camouflage Pattern (OCP), Men's and Women's. On 1 October 2018, Airmen are authorized to wear OCPs (including the Operation Enduring Freedom-Camouflage Pattern commonly referred to as the Multicam) or they may purchase OCPs at authorized military clothing stores (in accordance with published AAFES distribution plan). The mandatory wear date for all Airmen to wear the OCP is 1 April 2021. Airmen will not mix ABU and OCP uniform items (e.g., Airmen are prohibited from wearing the OCP uniform with the ABU Fleece Jacket). The OCP may be worn off base for short convenience stops and when eating at restaurants where people wear comparable civilian attire. Do not wear OCPs off base to eat in restaurants where most diners wear business attire or at establishments that operate primarily to serve alcohol. Do not starch or hot press the OCP. Light ironing is authorized, however, repeated hot pressing or heavy ironing will accelerate the overall wear of the fabric. OCPs purchased by Air Force personnel through the Army Air Force Exchange Stores (AAFES) Military Clothing Sales Stores (MCSS), or issued through Individual Equipment Elements or contract equivalent, are certified as fully compliant with all specifications. No other suppliers are approved for organizational/unit purchases, or any appropriated or Overseas Contingency Operation funds expenditures. If personnel choose to use personal funds to purchase from non-AAFES suppliers, the Air Force is not responsible if the uniform is not fully compliant. [**Note:** After 1 April 2021, the 50% cotton/50% nylon, non-Fire-Retardant OCP will be the only OCP uniform authorized to be worn by all Airmen. [Exception: Airmen in jobs that have occupational safety and health administration (OSHA) requirements for wear of the 100% cotton Fire-Retardant OCP (e.g. deployed Airmen operating in outside the wire mission sets) will be authorized to wear this distinctive uniform/equipment item.] **Additionally, Firefighters are authorized to wear the Two Piece Flight Duty Uniform however, their uniform will be worn in the same configuration and manner as the OCP uniform e.g. bloused, patch configuration etc. (Exception: The Firefighter badge will be worn in-lieu of the HHQ patch on the left sleeve.)**

5.2.1. OCP Coat (Shirt). Coats will be 50% nylon and 50% cotton. The coat is worn outside the trousers. **Note:** Commanders may authorize the coat to be tucked in for duty (e.g., Security Forces Airmen) if necessary. The coat will not extend below the top of the cargo pocket on the trousers and will not be higher than the bottom of the opening of the side (hip) pocket on the trousers. Airmen may roll up sleeves on the OCP coat; however, the cuffs will remain visible and the sleeve will rest at, or within 1 inch of, the forearm when the arm is bent at a 90-degree angle. When sleeves are not rolled up, cuffs may remain visible or be folded inward twice, **Note:** Commanders may prohibit. Patches or badges will not be affixed to the front pockets. Alterations that affect the functionality of the uniform are not authorized, e.g., sewing down collars, or pockets. The OCP coat may be removed in the immediate work area as determined appropriate by local leadership, however, the OCP coat will be worn while interacting with customers or clients.

5.2.2. Accoutrements. Airmen will wear a basic configuration consisting of name and USAF tapes, U.S. Flag (subdued) and rank. The Institute of Heraldry will develop or convert all organizational emblems to the spice brown color criteria. When authorized by Higher Headquarters (HHQ) Commanders and non-unit organizational entities (entities not constituted as a unit) as defined in AFI 38-101, *Manpower and Organization*, such as Directorates, Air Force Elements, Detachments, Commanders Support Staff) will develop or convert all patches using the spice brown color criteria. Organizational and Non-Unit entity patches are required to be in the spice brown color criteria. Airmen may sew-on or use Velcro®

backing for nametape, USAF tape, and rank. Tapes and rank must be either all sewn-on or all Velcro®; Airmen are not authorized to mix sewn-on and Velcro® tapes or rank. **Note:** Occupational badges may be either sewn-on or Velcro®, if more than one is worn you must sew or Velcro® all badges. Only Velcro® patches are authorized on the left and right sleeves of the OCP coat. An OCP Velcro® sleeve pen/pencil holder may be worn on either sleeve but will not impede the proper wear of required patches and/or duty badges.

5.2.3. Rank Insignia is mandatory for all personnel.

5.2.3.1. **Effective 1 September 2020, officer rank insignia will be Spice Brown. [Exception: First Lieutenant and Lieutenant Colonel rank insignia will be Black].**

5.2.3.2. Enlisted rank will be Spice Brown.

5.2.4. Name and USAF tapes are mandatory for all personnel and will be Spice Brown embroidery on the OCP background.

5.2.5. Badges and Commander's Insignia Pin.

5.2.5.1. When worn all occupational badges may be worn centered ½ inch above the USAF tape using Spice Brown embroidery on the OCP background. **A maximum of two badges may be worn (second badge will be centered ½ inch above the first badge).**

5.2.5.2. Chaplain Badge will be worn ½ inch above aeronautical, space, cyberspace or missile operations badge (**if authorized**) or ½ inch above the USAF tape. Airmen may wear the large or small version of the missile badge. When worn, the top of the missile badge must not exceed the OCP coat shoulder seam.

5.2.5.3. Air Force aeronautical, space, cyberspace, multi-domain warfare and missile operations badges are mandatory. When more than one aeronautical, space, cyberspace, multi-domain warfare or missile operations badge is authorized, the badge representing the current position will be worn and the second and subsequent aeronautical, space, cyberspace, multi-domain warfare or missile operations badges become optional. All other occupational and qualification badges and patches are optional. Metal pin-on type qualification badges are not authorized for wear on the OCP uniform

5.2.5.4. Commander's Insignia Pin may be worn for officers in the rank of Colonel (O-6) and below when currently in command. The pin will centered ½ inch above the name tape, on 1 inch x 1 inch subdued cloth patch using the spice brown color criteria on the OCP pattern background. Graduated Commander's pin may be worn on a small Velcro patch on top of the left sleeve either centered horizontally and vertically on the flag-sized pocket flap, or (if no pocket flap) centered horizontally and ½ inch from the top of the Velcro area, depending on uniform configuration. The second authorized left-sleeve patch (e.g., HHQ) will be centered vertically and horizontally in any remaining Velcro area to present a balanced appearance.

5.2.5.5. The Inter-American Air Forces Academy (IAAFA) badge may be worn by members who receive SEI HJ (officer) or 450 (enlisted) as applicable during and after assignment to IAAFA. The badge will be centered ½ inch above the last nametape, subdued cloth patch using the spice brown color criteria on OCP background.

5.2.6. Patches. Patches will not extend past the boundary of the Velcro®.

5.2.6.1. Right Sleeve. **A maximum of two patches may be worn.**

5.2.6.1.1. The U.S. flag patch is mandatory and will be subdued using the Spice Brown color criteria (cloth) centered at the top of velcro and worn while in-garrison and deployed. [**Note: Current subdued black and green (cloth) U.S. flags may be worn until 1 September 2020, then spice brown will be the only accepted version**]. Infra-red U.S. flags are not authorized.

5.2.6.1.2. Organizational unit of assignment subdued spice brown color criteria patches are mandatory upon availability (non-unit entities such as Directorates, AF Elements are optional) and will be centered in the middle of the Velcro® area under the U.S. Flag. [**Exception:** For accessions, Airmen in training (e.g., USAFA, ROTC, OTS, BMT) the unit patch may be worn as directed by applicable commanders.] **Note:** Current subdued version of unit patch or no patch may be worn until the patch color conversion has been completed by the Institute of Heraldry.

Wing Commanders may authorize the wear of morale patches on Fridays or during special events. Wing Commanders will maintain a list of approved morale patches authorized to be worn within their wing. Morale patches must adhere to current subdued spice brown color scheme.

5.2.6.2. Left Sleeve. **A maximum of two patches may be worn. (The graduated commander's insignia does not count as one of two patches i.e. it may be worn in addition to two patches.)**

5.2.6.2.1. The HHQ patch is mandatory except as provided in [paragraph 5.2.6.2.4](#) The HHQ will be subdued using the Spice Brown color criteria (cloth) centered in the middle of the Velcro area. Higher Headquarters include but are not limited to the following organizations: Headquarters Air Force, Direct Reporting Units, Field Operating Agencies and MAJCOMs. Members of the ANG may wear the approved ANG patch or the approved gaining MAJCOM patch as authorized by their respective Adjutant General. **Note:** Current subdued version of HHQ patch or no patch may be worn until the patch color conversion has been completed by the Institute of Heraldry.

5.2.6.2.2. Spice Brown duty shields such as Inspector General and Security Forces are authorized on the left sleeve and will be centered at the top of the Velcro area. The HHQ patch will be centered in the remaining Velcro area. Air Force duty archs such as Survival, Evasion, Resistance and Escape (SERE) will also be centered at the top of the Velcro area on left sleeve and have spice brown color criteria.

5.2.6.2.3. While performing their duties certain Air Force Specialty Codes, as determined by career field managers and authorized by AF/A1 may wear a spice brown subdued cloth patch centered at the top of the Velcro area. Identifier patches will be a max of five letters e.g., CBRN, WPNS, EOD, PJ, and maintain standard spice brown subdued color scheme. Additionally, height will not exceed the size of the U.S. tactical flag patch, 3-1/4"W x 1-13/16"H. AFSCs identified in [Table 5.1](#) are authorized to continue wearing duty identifiers. To differentiate first responders or career fields who require quick identification, a black border will be worn on the patch.

Table 5.1. Authorized Duty Identifier Patches/Tabs (Left Sleeve).

Current Duty	Approved Patch/Tab
Air Advisor Combat Aviation Advisor (SOF) (Reference AFI 10-4201v1)	Air Advisor or Advanced Air Advisor CAA Note: With documented classification identifier (SEI/SDI), authorized for permanent wear (POC AF/A3TM)
Air Mobility Liaison Officer	AMLO
Chemical, Biological, Radiological, Nuclear (3E9XX)	CBRN
Combat Controller	CCT
Contingency Response	CR
Combat Rescue Officer	CRO
Deployable Aircraft Ground Response Element	DAGRE
Explosive Ordnance Disposal	EOD
Force Protection (approved for OCN escorts)	FP
Forward Area Refueling Point	FARP
Independent Duty Medical Technician (4N0X1C)	IDMT
Joint Air Component Coordination Element	JACCE
Any provider, provider extender, nurse, or 4NXXX. In addition, any other medical AFSCs certified in NAEMT-Medical Personnel or DHA TCCC tier II or higher	MED
Office of Special Investigations	OSI
Pararescue	PJ
Raven	RAVEN
Security Forces	SF
Staff Weather Officer	SWO
Special Tactics Officer	STO
Survival, Evasion, Resistance and Escape	SERE
Tactical Air Control Party	TACP
Special Warfare Tactical Call Sign	Alpha-numeric call sign , e.g., A01 or HR44

5.2.6.2.4. USAF Weapons School Graduate Patch (graduate or instructor), USAF (or joint/international) Test Pilot School graduate patches and School of Advanced Air and Space Studies (SAASS) patch, Critical Care Air Transport Team patch, and other completed equivalent school patches are authorized on the left sleeve using subdued spice brown color criteria. Patches may be worn in-lieu of the HHQ patch. If both HHQ and graduate patches are worn (fit on Velcro without hanging off the edges) the graduate patch will be worn in the top position. **[Note: For accessions, Airmen in training (e.g., USAFA, ROTC, OTS, BMT) the HHQ patch may be worn as directed by applicable commanders.]**

5.2.6.2.5. Wear of other Services' qualification badges/patches, if earned and awarded, is authorized if allowed by the applicable Services' guidance. Award criteria for other Services' qualification badges will be in accordance with awarding Service's directives. Temporary qualification badges are not authorized for wear on the uniform. **[Note: Sister Service and Joint badges/patches can be worn in their current subdued color configuration and will not be converted to the spice brown color criteria.]** Awarded, joint qualification tabs (subdued) may be worn above the HHQ patch as a third patch (e.g., Army Ranger, Sapper, Special Forces, Air Advisor, etc.). **Note:** The Airborne tab is a temporary tab and is only authorized to be worn while assigned to an organization that prescribes wear as part of the organizations shoulder sleeve insignia.

5.2.6.2.6. No other types of patches are authorized on the left sleeve.

5.2.7. T-Shirt. T-Shirt will be Coyote Brown (Tan 499) and will be tucked into OCP trousers. Commanders may authorize unit patches or organizational symbols to be printed on the left breast provided the design is conservative, not used in a deployed environment and does not exceed five inches in diameter.

5.2.8. OCP Trouser. The OCP trousers are worn buttoned and with a belt. The trouser waistband will rest on the Airman's waist. Pockets will be secured and items stowed in pockets will not be visible. **Exception:** OCP patrol cap or beret may extend outside when placed in the OCP trouser cargo pocket. Airmen may wear the trousers tucked into the top of the boots or bloused using the draw strings at the bottom of the trousers, or commercial blousing devices if the trousers are not tucked into the boots. Airmen will not wrap the trouser leg around the leg tightly enough to present a pegged appearance or insert any items inside the trouser leg to create a round appearance at the bottom of the trouser leg. When bloused, the trousers will not extend below the third eyelet from the top of the boot.

5.2.9. Belt. A one piece Tan 499 rigger style, nylon, web belt will be worn with OCP trousers **[Exception: maternity trousers]**. Belt may extend past buckle.

5.2.10. Tactical and Patrol OCP Caps. A cap will be worn outdoors at all times, unless in a designated "no hat" area. Airmen will wear a cap straight on the head so that the cap band creates a straight line around the head, parallel to the ground. Cap will fit snugly and comfortably around the largest part of the head without bulging or distortion from the intended shape of the headgear and without excessive gaps. No hair will be visible on the forehead beneath the cap. Airmen are authorized to block the patrol cap. The Velcro® or sew-on spice brown nametape will be worn centered on the back of the caps. Officers will wear either pinned, sewn or Velcro® spice brown rank insignia centered ½ inch on front of caps **[Exception: First Lieutenants and Lieutenant Colonels will wear black rank]** on OCP

background. Velcro® on hat should not exceed size of insignia. Chaplains may wear the chaplain occupational badge sewn-on and centered ½ inch above the visor. Enlisted members will not wear rank insignia or a subdued flag on the patrol or tactical cap, only a nametape on the back of the caps is authorized. The front of the cap must not have any Velcro® or other items. Tactical caps may be solid OCP material or OCP with coyote brown mesh back. No other colors or combinations are authorized. Berets, when authorized, will be worn by designated personnel, see [paragraph 7.2.5](#). **Note:** Females are authorized to pull their bun or ponytail/equivalent through the back of the tactical cap. Upon acquisition of an Air Force tactical cap all other tactical caps will be unauthorized.

5.2.11. Socks. Socks may be Desert Sand, Tan, DLA-issued Green socks or Coyote Brown socks. **[NOTE: effective 1 September 2020, Airmen will wear DLA-issued Green socks or Coyote Brown socks.]**

5.2.12. Cold Weather Accessories. Cold weather accessories may be worn without wearing authorized outer garments. With the exception of functional items, cold weather accessories are only worn while outdoors. Authorized cold weather accessories for the OCP are:

5.2.12.1. Coyote Brown or black scarves, earmuffs, watch caps and sage green, black or coyote brown gloves. **[Note: Effective 1 Apr 2021, Airmen will only wear the Coyote Brown and black gloves with OCPs.]**

5.2.12.2. Coyote Brown fleece may be worn, see [paragraph 7.1.8](#), for additional guidance.

5.2.12.3. The Extended Cold Weather Clothing System (ECWCS) jackets (fleece, wind, soft shell, wet weather, or extreme cold weather) may be worn without the pants; however, the pants must not be worn without the jacket. No mixing and matching of ABU or OCP cold weather clothing with the ABU or OCP utility uniform. **Exception:** Level 7 (Parka Jacket) of the ECWCS can be worn with either the ABU or OCP utility uniform. If wearing ABUs, wear ABU nametapes/insignia; if wearing OCPs, wear OCP nametapes/insignia.

Figure 5.2. Unisex and Women's OCP Coat Configuration.



Chapter 6

MATERNITY UNIFORMS

6.1. Mess Dress and Semi-Formal Dress Uniforms.

6.1.1. The maternity mess dress uniform is worn for social functions of a formal and/or official nature (e.g., black tie affairs). The evening gown is the civilian equivalent. The maternity semi-formal dress uniform is worn for social functions of a semi-formal and/or official nature as prescribed by the commander or equivalent. Semi-formal is the same term used when describing the civilian equivalent. Enlisted may wear the semiformal service dress uniform if they do not have a mess dress. Saluting is not required when wearing the mess dress and semi-formal dress uniforms.

6.1.1.1. The mess dress jumper is the dark blue jumper and the semi-formal jumper is the service dress uniform jumper. The mess dress and semi-formal dress jumper is worn over the white maternity blouse. Military creases are not authorized. The maternity jumper will be no shorter than the top of the kneecap or longer than the bottom of the kneecap.

6.1.1.2. Officers will wear shoulder mark insignia as close to the shoulder seam as possible and button epaulets of blouse over jumper.

6.1.1.3. Enlisted Airmen will wear 3½ inch chevrons centered halfway between shoulder seam and elbow bent at 90-degree angle. SNCO will wear sleeve chevrons only (shoulder mark insignia is not authorized).

6.2. Mess Dress and Semi-Formal Dress Accoutrements.

6.2.1. Name Tag. A name tag is not worn on the maternity mess dress or Semi-Formal dress uniform.

6.2.2. Medals (**Mess Dress**). All medals (miniature) will be worn on the maternity mess dress uniform. Anodized medals are authorized. Miniature medals will be centered on the wearer's left between the lapel and arm seam and midway between the top shoulder seam and top button of the coat. Wear of foreign badges and decorations/medals on the maternity mess dress uniform is authorized; however, members must request/receive permission to wear foreign decorations they accept (refer to AFMAN 36-2806, *Awards and Memorialization Program* regarding acceptance). (T-1). Wear criteria depends on the type of device the decoration represents. When wearing more than one foreign decoration (miniature medal), wear them in the order earned.

6.2.3. Ribbons (Semi-Formal Dress). For wear description see [6.4.3](#).

6.2.4. Duty Badges, and Command Insignia Pin. For wear and description see applicable paragraphs [9.1](#), [9.2.1](#), [9.3.25.3](#), [9.4.3](#) and [9.4.6](#).

6.2.5. Tie Tab. The blue satin inverted-V tie tab with self-fastening tails is mandatory.

6.2.6. Studs. Studs are optional and can be either pearl centered, silver rimmed, highly polished or satin finished or plain silver, highly polished, commercial design with dimensions and shape similar to the pearl centered studs. The finish must match cuff links.

6.2.7. Cuff Links. Cuff links are optional with the maternity mess dress uniform. If worn, they will either be silver, satin finish or highly polished with the "wing and star" design; silver, highly polished with the AF symbol; or plain silver, highly polished, commercial design with dimensions and shape similar to the "wing and star" cuff links.

6.2.8. Headgear. The only authorized headgear is the blue winter cap. The blue winter cap will only be worn with a full-length outer garment. For wear and description see applicable paragraphs 7.2.6 through 7.2.6.3.

6.2.9. Outer Garments. For wear and description see applicable paragraph 7.1.5.

6.2.10. Accessories. Garment accessories will be conservative and plain without design or ornamentation. For wear and description see applicable paragraph 7.3.

6.2.11. Footwear. For wear and description see paragraph 7.4.2.

6.3. Maternity Service Dress Uniform (Class A and Class B). The Class A maternity service dress uniform will be worn with the long sleeved maternity blouse (military creases not authorized) and all or some ribbons and devices will be worn. The maternity jumper can be worn as the Class B uniform. It is configured the same as the Maternity Service Dress Uniform Jumper. Ribbons are optional, if worn all or some ribbons and devices can be worn. The blue maternity service dress jumper will be no shorter than the top of the kneecap or longer than the bottom of the kneecap.

6.3.1. Maternity Slacks (Class B). Slacks will be dark blue with expansion panel.

6.3.2. Maternity Skirt (Class B). Dark blue (polyester serge) skirt with expansion panel.

6.3.3. Footwear. For wear and description see applicable paragraphs 7.4.2.

6.4. Service Dress Uniform (Class A and Class B) Accoutrements.

6.4.1. Nametag. The Class A name tag is metal engraved, brushed satin silver finish with the last name engraved in blue lettering. The Class B name tag will be blue plastic with the last name engraved in white lettering. The name tag will be centered on the wearer's right even within 1½ inches higher or lower than the bottom of the V-neck of the jumper. If ribbons are worn, the bottom of name tag will be parallel with bottom of ribbons. If ribbons are not worn, the name tag will be centered on the wearer's right within 1½ inches above or below the first exposed button. An optional Epoxy blue name tag may be worn with the Class B service dress uniform.

6.4.2. Duty Badges and Command Insignia Pin. For wear and description see applicable paragraphs 9.1, 9.2.1, 9.2.1, 9.3.25.3, 9.4.9 and 9.4.12.

6.4.3. Ribbons. All, some, or no ribbons and devices will be worn. If worn, center ribbons on the wearer's left, parallel with the ground. Align bottom of ribbons with the bottom of the name tag. Foreign badges and decorations/medals on the maternity service dress uniform is authorized; however, members must request/receive permission to wear foreign decorations they accept (refer to AFMAN 36-2806, *Awards and Memorialization Program*, regarding acceptance). **(T-1)**. Wear criteria depends on the type of device the decoration represents. Maternity Blue Service Uniform (Class B) Jumper, Slacks or Skirt. Foreign ribbons may be worn on the service (Class B) uniform if they are the same size as Air Force ribbons.

6.4.4. Tie Tab. The blue satin inverted-V tie tab with self-fastening tails is mandatory.

6.4.5. Cuff Links. Cuff links are optional with the maternity service dress uniform. If worn, they will either be silver, satin finish or highly polished with the "wing and star" design; silver, highly polished with the AF symbol; or plain silver, highly polished, commercial design with dimensions and shape similar to the "wing and star" cuff links.

6.4.6. Officer Rank Insignia. Officers wear shoulder mark insignia. Place shoulder mark insignia as close as possible to shoulder seam. Button epaulets of blouse over jumper.

6.4.7. Enlisted Insignia. Enlisted may wear either 3 ½ inch or 4 inch chevron rank centered on the outer arm halfway between the shoulder seam and elbow when bent at a 90-degree angle (long sleeved-shirt) or bottom edge of the sleeve (short sleeved-shirt). SNCOs will wear sleeve chevrons only (shoulder mark insignia is not authorized).(T-1)

6.4.8. Headgear. The only authorized headgear is the blue winter cap. The blue winter cap will only be worn with a full-length outer garment. For wear and description see applicable paragraphs 7.2.6 through 7.2.6.3.

6.4.9. Outer Garments. For wear and description see applicable paragraph 7.1.5.

6.4.10. Accessories. Garment accessories will be conservative and plain without design or ornamentation. For wear and description see applicable paragraph 7.3.

6.4.11. Footwear. For wear and description see paragraph 7.4.2.

Figure 6.1. Maternity Mess Dress Uniform.



Figure 6.2. Maternity Semi-Formal Dress Uniform.



Figure 6.3. Maternity Service Dress Uniform (Jumper) Class A.



Figure 6.4. Maternity Service Dress Uniform (Jumper) Class B.



6.5. Maternity Utility Uniforms.

6.5.1. For general ABU and OCP wear, care and procurement guidance see paragraphs [5.1](#) and [5.2](#).

6.5.2. Coat. Maternity Coats will be 50% nylon and 50% cotton. The coat is worn outside the trousers. The coat will not extend below the top of the cargo pocket on the trousers and will not be higher than the bottom of the opening of the side pocket on the trousers. Commanders may authorize sleeves to be rolled up on the OCP coat; however, the cuffs will remain visible and the sleeve will rest at, or within 1 inch of, the forearm when the arm is bent at a 90-degree angle. Regardless as to whether the sleeves are rolled up or unrolled, the cuffs will remain visible at all times. Patches or badges will not be affixed to the front pockets. Alterations that affect the functionality of the uniform are not authorized, e.g. sewing down collars, or pockets. The OCP coat may be removed in the immediate work area as determined appropriate by local leadership, however, the OCP coat will be worn while interacting with customers/clients.

6.5.3. T-shirt. Airmen are authorized to purchase and wear a long or short sleeve breastfeeding T-shirt with their utility uniform. The T-shirt will be Sand in color when worn with the ABU and Coyote Brown (Tan 499) in color when worn with the OCP [**Effective 1 April 2021, Airmen will only wear the Coyote Brown (Tan 499) T-shirt**]. The breastfeeding T-shirt will be tucked in unless worn with the maternity uniform. The ABU or OCP coat may be removed in immediate work area as determined appropriate by local leadership, however, the ABU or

OCP coat will be worn while interacting with customers/clients. [Note: during flight operations t-shirts must be cotton or fire retardant material due to added protection. T-shirts made of 100% nylon or polyester are not authorized during flight.]

6.5.4. Accoutrements. For wear description for the ABU refer to paragraphs 5.1.2 through 5.1.2.4.3 For wear description for the OCP refer to paragraphs 5.2 through 5.2.2.

6.5.5. Trousers. Trousers will be 50% nylon and 50% cotton. Maternity trousers will have a front stretch panel, covered by the ABU coat, and an elastic waistband. Maternity trousers are not required to be bloused during advanced stages of pregnancy. If not bloused, the draw string will be removed and trousers will be ankle length and hang naturally, barely resting on the boot without a break in the crease. Pockets will be secured and items stowed in pockets will not be visible except pens stowed in the pen pocket. **Exception:** ABU or OCP patrol cap may extend outside when placed in the ABU or OCP trouser cargo pocket.

Figure 6.5. Maternity Airman Battle Uniform (ABU).



6.6. Physical Training Gear. There is no mandated maternity PTG. Pregnant members participating in unit PT, may be authorized to wear civilian clothing in the colors of blue, black, white or grey. Commanders determine the required PTG configuration during organized PT events.

6.7. All authorized maternity uniform combinations may be worn for up to six months after delivery.

Chapter 7

OUTER GARMENTS, HEADGEAR, RANK INSIGNIA AND ACCESSORIES

7.1. Outer Garments. All outer garments (except Leather A-2 Flying Jacket) without name, insignia, AF symbol, accoutrements etc. may be worn with civilian attire.

7.1.1. 50/50 Acrylic Wool Pullover Sweater. Can only be worn with the service uniform. It can be worn under the lightweight blue jacket, the topcoat and the all-weather coat. The dark blue, V-neck, with cuffed sleeves, 50% wool and 50% acrylic blend sweater is authorized as an indoor or outdoor garment. Tie/tab is optional. Member may wear collar of shirt inside or outside sweater. The sweater can not be exposed when wearing another outer garment. Sleeves may not be pushed up. There is no name tag on this lighter weight, flat knit, pullover sweater. **Note:** Wing Commanders retain the option to require the wear of a tie with all uniform combinations based on specific circumstances.

7.1.1.1. Officer Rank Insignia. Officers will wear shoulder mark rank insignia on the epaulets.

7.1.1.2. Enlisted Rank Insignia. Enlisted Airmen will wear metal rank insignia $\frac{5}{8}$ inch from the shoulder/sleeve seam of the epaulet. The bottom of the rank insignia will face the sleeve seam with the metal rank positioned parallel to the edges of the epaulet. SNCOs may wear shoulder mark insignia.

Figure 7.1. Pullover Sweater.



7.1.2. Cardigan Sweater (blue). Can only be worn with the service uniform. It can be worn under the lightweight blue jacket, the topcoat and the all-weather coat. The cardigan sweater will be 50% acrylic and 50% non-irritation wool blend. It can be worn with sleeves cuffed or uncuffed and is authorized as an indoor or outdoor garment. The sweater will be buttoned while outdoors and may be unbuttoned while indoors. When buttoned, the sweater will be completely buttoned. The collar of the shirt may be worn inside or outside of the sweater. Tie/tab is optional. Sleeves may not be worn pushed up. The sweater can not be exposed when

wearing another outer garment. No name tag is worn on the cardigan sweater. Hospital personnel do not wear with white uniforms. When worn with maternity uniforms, members may wear sweater unbuttoned outdoors.

7.1.2.1. Officer Rank Insignia. Officers will wear shoulder mark rank insignia on the epaulets.

7.1.2.2. Enlisted Rank Insignia. Enlisted Airmen will wear metal rank insignia $\frac{5}{8}$ inch from the shoulder/sleeve seam of the epaulet. The bottom of the rank insignia will face the sleeve seam with the metal rank positioned parallel to the edges of the epaulet. SNCOs may wear shoulder mark insignia.

Figure 7.2. Cardigan (blue) sweater.



7.1.3. **Lightweight Blue Jacket.** Can only be worn with the service uniform. Also can be worn over the pullover and cardigan sweater. Females may wear the male version of the lightweight blue jacket. Blue long or short-sleeved blouses, if not tucked-in, cannot be visible around the bottom of the male or female version of the lightweight blue jacket. The lightweight blue jacket will be partially lined, water repellent and is authorized for inside and outside. It has a zipper front, two slanted pockets, knitted cuffs and waistband. The jacket will be waist length with the zipper worn no lower than halfway between the collar and the waistband. The Air Force symbol may be embroidered on the jacket at the Airman's expense (<http://www.trademark.af.mil/symbol/embroidery/index.asp>). The jacket may be worn with or without an insulated liner. If worn, the insulated liner will not be visible.

7.1.3.1. Officer Rank Insignia. Officers will center regular size rank insignia $\frac{5}{8}$ inch from end of the epaulet and parallel with the sleeve seam, when applicable.

7.1.3.1.1. Colonel rank insignia is worn with the eagle's beak facing forward.

7.1.3.1.2. The stem on the Lieutenant Colonel and Major rank insignia will point away from the collar.

7.1.3.2. Enlisted Insignia. Enlisted Airmen may wear either 3½ inch or 4 inch chevron rank centered on the outer arm halfway between the shoulder seam and elbow when bent at a 90-degree angle.

Figure 7.3. Lightweight Blue Jacket (Men’s and Women’s).



7.1.4. General Officer Lightweight Blue Jacket. The General Officer lightweight blue jacket mirrors the Air Force lightweight jacket in design with the following exceptions: an elasticized crew-style collar, slash-style pockets with a snap down flap, and a tab with snap at the elasticized waistband. It is also authorized for inside and outside wear.

7.1.4.1. General Officers will wear 1-inch stars point-to-center; ¾ inch stars are optional, if unable to wear the 1-inch stars.

7.1.4.2. Generals will evenly space, all four stars between the button securing the epaulet and the sleeve seam.

7.1.4.3. Lieutenant Generals will place one star on the center point of the epaulet and center the two remaining stars between the first star and the button securing the epaulet and the sleeve seam.

7.1.4.4. Major Generals will evenly space their stars between the center point of the epaulet and the button securing the epaulet and the sleeve seam.

7.1.4.5. Brigadier Generals will center their star between the button securing the epaulet and the sleeve seam.

7.1.5. Topcoat (polyester/wool gabardine) and the All-Weather Coat (polyester/cotton/poplin). The topcoat and all-weather coat will be blue, double-breasted, with a belt and buckle, stand-up collar, six-button front, shoulder epaulets with buttons, and sleeve straps with buckles. The topcoat and all-weather coat will be rain resistant and have a button throat closure, shoulder straps, center back vent, facing tabs, and a zip-out liner. The length of the topcoat and all-weather coat will end between the bottom of the knee-cap and the mid calf. Can only be worn with the formal dress, mess dress, service dress, semi-formal dress and service uniforms. Also, can be worn over the pullover and cardigan sweaters. Coats may be modified from double-breasted to single-breasted during pregnancy; remove all buttons from the front of the garment and instead attach 3 buttons to the left side front as follows: position the buttons approximately 1½ inches from the left edge of the coat; align the top button with the first button hole and sew the other two buttons to align vertically with the top button; belt the coat in the back. Return buttons to original positions following pregnancy. For outdoor use only.

7.1.5.1. Officer Rank Insignia. Officers wear shoulder mark insignia. Center 1 inch metal rank insignia ⅝ inch from end of epaulet. All Generals wear 1 inch stars. ¾ inch stars are optional if unable to wear the 1 inch stars.

7.1.5.2. Enlisted Insignia. Metal rank insignia is worn centered 1-inch up from the bottom of the collar and parallel to the outer edge of the collar. Alternatively, enlisted Airmen may wear 3 ½ or 4-inch chevrons centered on the outer arm halfway between the shoulder seam and elbow when bent at a 90-degree angle.

7.1.6. All-Purpose Environmental Clothing System (APECS). APECS can only be worn with the Airman Battle Uniform, and flight duty uniform. For outdoor use only. The APECS (with an Air Force digitized tiger stripe print) will have a slip-on rank that will be worn on the rank tab. The APECS will be zipped no lower than mid- point on the rank tab at all times when worn. **Exception:** When worn with the Airman Battle maternity uniform or Air Force food services maternity uniform, members may wear the APECS jacket unzipped. The hood will be stowed when not in use. Wear of applicable headgear is optional when donning the hood. A green fleece liner may be worn under the APECS; however, the fleece liner will not be visible. An optional, small (approximately ¾ inch high), solid background (same color as rank and badges) name tape with last name may be added to the pocket flap on the left sleeve.

Figure 7.4. All-Purpose Environmental Clothing System (APECS), Improved Rain Suit (IRS) and Gen III, level VI OCP Jacket.



7.1.7. All Purpose Environmental Clothing System (APECS)/Improved Rain Suit (Air Force digitized tiger stripe) and Gen III, level VI OCP Jacket. The APECS can only be worn with the Airman Battle Uniform (ABU) and flight duty uniforms (see [attachment 6](#) for Flight Duty Uniform guidance). The OCP jacket may only be worn with the OCP uniform and flight duty uniforms (see [attachment 6](#) for flight duty uniform guidance). For outdoor use only. The APECS (with an Air Force digitized tiger stripe print) will have an APECS slip-on rank and the OCP jacket will have a spice brown slip-on rank worn on the rank tab. Jackets will be zipped no lower than mid-point on the rank tab at all times when worn. **Exception:** When worn with the Airman Battle or OCP maternity uniform, members may wear jacket unzipped. A green or coyote brown fleece (as applicable) liner may be worn under the APECS or OCP jacket; however, the fleece liner will not be visible. **Note:** Nametapes cannot be placed on the OCP jacket without affecting the jacket's performance or protection level. It is the only OCP jacket without nametapes.

7.1.8. Sage Green Fleece (ABU) Coyote Brown Fleece (OCP). May be worn indoors or outdoors. The sage green fleece is authorized for wear as an outer garment with the ABU only. The coyote brown fleece is authorized for wear as an outer garment with the OCP only. No mixing and matching is permitted, for example: sage green fleece is not authorized for wear with the OCP uniform. The respective fleece can only be worn over the ABU or OCP coat. It is not authorized to be worn solely over a t-shirt, thermal underwear, etc. When worn as an outer garment, it will have a Velcro® ABU or OCP print last nametape with dark blue block lettering for ABU and spice brown lettering for OCP centered between the zipper and sleeve seam on the wearer's right chest. It will also have a 2 inch squared Velcro® subdued cloth rank with a solid sage green or OCP background (no ABU pattern on background) flushed and centered above the last nametape on the wearer's right chest (**Exception:** Lieutenant General and General rank will be a 3¼ inch by 2 inch Velcro® subdued cloth rank). A Velcro® ABU

or OCP print U.S. Air Force tape with respective dark blue or coyote brown, block lettering will be even with the last nametape and centered between the zipper and sleeve seam on the wearer's left chest. **Note:** Airmen may sew-on or use Velcro® backing for nametape, USAF tape, and rank. Tapes and rank must be either all sewn-on or all Velcro®; Airmen are not authorized to mix sewn-on and Velcro® tapes or rank. Security Forces personnel assigned to officer AFSC 31PX and enlisted AFSCs 3P0XX/A/B and Fire Protection personnel (officer & enlisted) are authorized the option to wear the Security Forces shield and Fire Protection shield (must be respective ABU or OCP cloth shields; metal shields are not authorized) as applicable on the left side of the fleece; centered below the AF nametape and flushed up to AF nametape. The applicable shield may be sewn on or attached with Velcro®. The fleece will be zipped no lower than the top of the nametape. The collar will be folded over and resting on the shoulder, chest, and back when the zipper is not completely zipped. When worn with the utility maternity uniforms (ABU or OCP), members may wear jacket unzipped. The bottom length of the fleece will match as closely as possible to the bottom length of the ABU or OCP coat. It will be worn with the sleeves down, not pushed or rolled up, and will remain in neat and serviceable condition at all times.

Figure 7.5. Sage Green and Coyote Brown Fleece Jacket.



Sage Green Fleece Jacket



Coyote Brown Fleece Jacket

7.1.9. Cold-Weather Parka. Can be worn with all uniform combinations. For outdoor use only. The cold weather parka will be green with a fur-edged hood. When worn, the parka will be zipped at all times. The hood will rest neatly on the upper back when not in use. Rank insignia is not worn on the cold-weather parka.

7.1.10. Gen III, Level VII. Provides protection similar to the N3B cold-weather parka with the fur lined hood that could be worn with all uniform combinations in an outdoor setting. MAJCOM and wing commanders that issue the cold-weather climate gear will determine Gen III, Level VII wear policy for their MAJCOM or installations. The Gen III, Level VII wear policy should mirror the N3B cold-weather parka wear policy.

7.2. Headgear.

7.2.1. The Men's Service Cap (Wheel Cap). Will only be worn with the service dress and service uniforms. For placement of appropriate clouds, darts and cap insignia, see figures 7.6,

7.7, 7.8 and **7.8** The visor-type service cap is banded with dark blue 1¼ inch braid and has a front black chin strap. An optional version has a braid of an open mesh construction and an optional black leather back strap. The cap sits squarely on the head with no hair protruding in front of the cap. Officers wear the service cap insignia without a circle and with the appropriate clouds and darts (based on rank) centered on the front of the cap. Enlisted wear the service cap insignia with a circle, centered on the front of the cap. **Service cap is mandatory for Majors and above to maintain and optional for all others.**

7.2.2. The Women's Service Cap (Bucket Cap). Will only be worn with the service dress, service and maternity service dress and service uniforms. Women are authorized to wear the men's service cap. For placement of appropriate clouds, darts and cap insignia, see figures **7.6, 7.7,** and **Figure 7.8** Rounded design, sides form a front brim, with a solid blue hat cover. The cap sits squarely on the head. Clear plastic rain scarf or white net wind scarf is optional. Scarf will have a helmet-type designed to cover headgear and tie under chin. Officers wear the service cap insignia without a circle and with the appropriate clouds and darts (based on rank) centered on the front of the cap. Enlisted wear the service cap insignia with a circle, centered on the front of the cap. **Service cap is mandatory for Majors and above to maintain and optional for all others.**

7.2.3. Rank Indicators and Insignia.

7.2.3.1. General Officer Service Cap. The visor will have three clouds and darts on each side and the insignia will not have a circle.

7.2.3.2. Field Grade Officer Service Cap. The visor will have two clouds and darts on each side and the insignia will not have a circle.

7.2.3.3. Company Grade Officer Service Cap. The visor will be plain black (women's service cap visor will be blue) and the insignia will not have a circle.

7.2.3.4. Enlisted Service Cap. The visor will be plain black (women's service cap visor will be blue) and the insignia will have a circle.

Figure 7.6. Service Cap.



Figure 7.7. Service Cap Insignia.



Figure 7.8. Service Cap Visor Insignia.

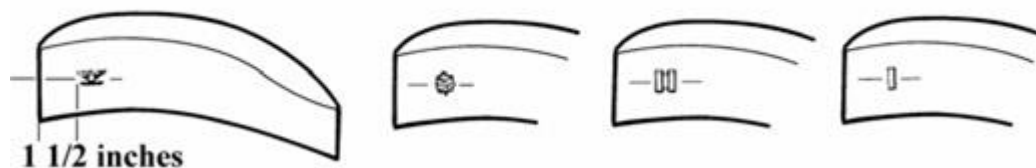
7.2.4. **Flight Cap.** Will only be worn with the service dress, service, Air Force food services, and flight duty uniforms. All shades and material are authorized with service dress, service and flight duty uniforms. Cap will not be tucked under epaulets. Women are authorized to wear the men's flight cap. For placement of appropriate rank insignia, see [figure 7.9](#).

7.2.4.1. Male and Female. The flight cap will be worn slightly to the wearer's right with vertical creases of the cap in line with the center of the forehead and in a straight line with the nose. The cap extends approximately 1 inch from the eyebrows in the front and the opening of cap is to the rear. If not worn, tuck under the belt on wearer's left side, between the first and second belt loops (cap will not fold over belt or be visible below service coat).

7.2.4.2. General Officer Flight Cap. The flight cap will be blue with a solid silver braid along the overlapping edge of the flight cap. Rank insignia will be worn on the wearer's left with the first star 1½ inches from the front edge of the flight cap. The bottom two points of the stars will be parallel with the bottom of the flight cap. Stars will be lined up one immediately after the other. General officers will wear 1 inch stars or ¾ inch stars if unable to wear the 1 inch stars.

7.2.4.3. Field Grade and Company Grade Officer Flight Cap. The flight cap will be blue with a silver and blue braid along the overlapping edge of the flight cap. Regular sized rank insignia will be worn on the wearer's left side, 1½ inch from the front edge flight cap. Colonel rank insignia is worn with the eagle's beak pointed forward. The stem of the Major and Lieutenant Colonel oak leaf will point toward the ground.

7.2.4.4. Enlisted Flight Cap. The enlisted flight cap will be plain blue.

Figure 7.9. Rank Placement Example Men and Women Flight Caps.

7.2.5. **Beret.** Worn only by designated Airmen and will only be worn with the service dress, blue service uniform, ABU, OCP and flight duty uniforms. Position headband straight across the forehead, 1 inch above the eyebrows. Drape the top over the right ear and the stiffener. Align cloth flash above the left eye. Adjust ribbon for comfort, tie in a knot, and tuck inside or cut-off. The cloth flash will be sewn to the center of the stiffener, with hook and loop backing for ease of change out for cleanliness of the flash, ¼ inch above and parallel to the headband.

7.2.6. **Blue Winter Cap.** Cap will only be worn with a full-length outer garment, while wearing the formal dress, mess dress, semi-formal, service dress or service uniforms.

7.2.6.1. Not worn with light-weight blue jacket, pullover sweater or blue cardigan sweaters.

7.2.6.2. The blue winter cap will be commercial design with ear and neck flaps, ribbon tie or strap with a covered metal snap fastener. The blue winter cap will be wool and polyester serge mouton and have a snap fastener cover.

7.2.6.3. Rank insignia will not be worn on the winter cap.

7.2.7. **Watch Cap.** Watch cap may be worn when approved by the installation commander. When worn, the watch cap will be pulled down snugly on the head; the bottom edge (all) of the cap may be folded to allow proper fit, but not rolled. The back of the cap should run across the nape of the neck and the front of cap should not be touching eyebrows nor higher than center of forehead; no hair should be protruding from front of cap. No bunching and no sagging. It will be commercially designed, plain, solid black, sage green, or coyote brown knit or fleece/micro fiber material. Rank insignia is not worn.

7.2.7.1. **Black Watch Cap.** When permitted, may be worn with blues, service dress, ABU, OCP or PTG.

7.2.7.2. **Sage Green Watch Cap.** When permitted, may be worn with the ABU or PTG.

7.2.7.3. **Coyote Brown Watch Cap.** When permitted, may be worn with the OCP uniform or PTG.

7.2.8. **ABU Patrol Cap.** Will only be worn with the Airman Battle Uniform. **Exception:** Mixing and matching of the ABU and RABU cap is authorized. For placement of appropriate rank insignia, see [figure 7.10](#).

7.2.8.1. The patrol cap will be 50% nylon and 50% cotton, with an Air Force digitized tiger stripe print. The ABU patrol cap will rest squarely on the head with the bottom of the cap parallel with the ground. The brim of the cap will face forward. Cap may not be pushed, rolled, folded or tucked in (e.g. ranger fold). Blocking of the cap to present a neater appearance is authorized.

7.2.8.2. Officers will center rank on the front of the cap. Officers will wear subdued metal or cloth rank. The General Officer rank will be positioned horizontally with a point of each star pointing upward. General Officers will wear 1 inch stars. General Officers unable to wear 1 inch stars will wear $\frac{3}{4}$ inch stars. The Colonel rank insignia is worn with the eagle's beak pointed towards the wearer's right shoulder (indicates the eagle is facing forward) and will be centered horizontally. The stem of the Major and Lieutenant Colonel rank will point toward ground. The long end of the Lieutenant and Captain bars will be positioned vertically.

7.2.8.3. Enlisted will not wear rank insignia on the ABU patrol cap.

7.2.8.4. Chaplains may wear chaplains' insignia centered $\frac{1}{2}$ inch above visor of ABU Patrol cap. General officers wear black stars.

7.2.9. **OCP Patrol Cap.** For description see [paragraph 5.2.10](#) and [figures 7.9](#) For rank placement see [paragraph 7.2.8.2](#).

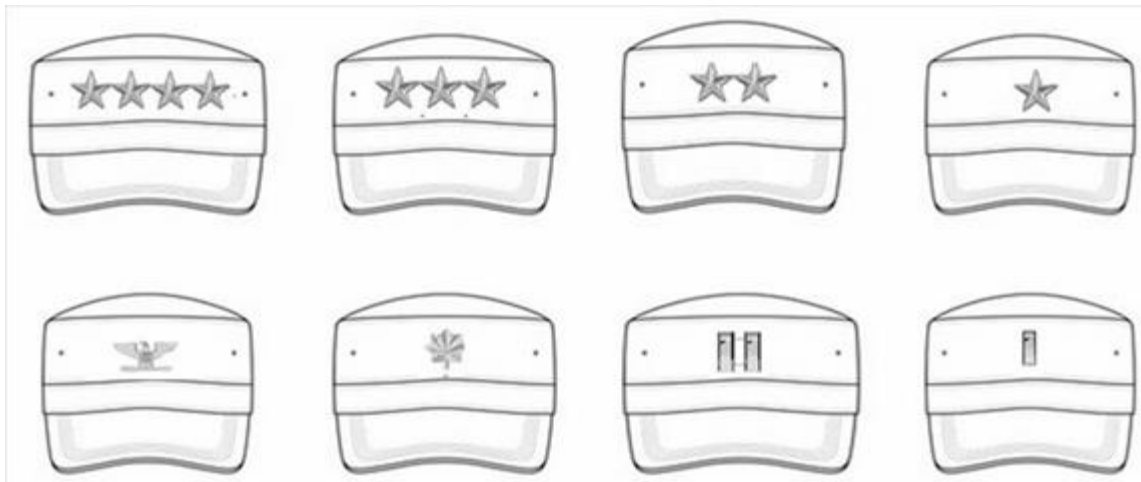
7.2.10. Organizational Cap. May be worn with the ABU and OCP by the following personnel/units. For placement of appropriate rank insignia, see [figure 7.10](#).

7.2.10.1. Red Horse Squadrons may wear a red baseball cap with the RED HORSE emblem/symbol centered on the cap front. The unit numerical designation will be printed on the dozer blade in black print. Officers will center rank on the front of the cap. Officers will wear subdued metal rank. The General Officer rank will be positioned horizontally with the point of each star pointing upward. General Officers will wear 1 inch stars. General Officers unable to wear 1 inch stars will wear $\frac{3}{4}$ inch stars. The Colonel rank insignia is worn with the eagle's beak pointed towards the wearer's right shoulder (indicates the eagle is facing forward) and will be centered horizontally. The stem of the Major and Lieutenant Colonel rank will point toward the ground. The long end of the Lieutenant and Captain bars will be positioned vertically. Red Horse squadron caps will not be worn with the all-weather coat.

7.2.10.2. Combat Arms personnel are authorized to wear a red baseball type cap with the words COMBAT ARMS embossed with 1-inch black letters while performing duties on the range complex. The Combat Arms baseball type cap is only to be worn while performing duties on the range complex and will not be worn outside the range complex.

7.2.10.3. The Air Force Honor Guard may wear a black ball cap with $\frac{5}{8}$ inch tall USAF HONOR GUARD silver letters centered on the front of the cap. Ball cap may only be worn with the ABU utility uniform.

Figure 7.10. ABU and OCP Cap (Rank Placement).



7.3. Jewelry, Eyewear, Electronic Devices, Bags, Backpacks, Cold Weather and Other Accessories. Personal accessories not listed in this instruction are not authorized for wear.

7.3.1. Jewelry. Jewelry will be plain and conservative (moderate, being within reasonable limits; not excessive or extreme) as determined by the local commander.

7.3.1.1. Earrings. Male Airmen are not authorized to wear earrings while in uniform or in civilian attire for official duty, but are authorized to wear earrings in civilian attire while off duty on a military installation. Female Airmen may wear small (not exceeding six mm in diameter) conservative (moderate, being within reasonable limits; not excessive or

extreme) round or square white diamond, gold, white pearl, or silver earrings as a set with any uniform combination. If member has multiple holes, only one set of earrings are authorized to be worn in uniform and will be worn in the lower earlobes. Earrings will match and fit tightly without extending below the earlobe unless the piece extending is the connecting band on clip earrings. When not wearing earrings, male and female Airmen are authorized to wear transparent piercing spacer(s) in lower earlobes while in uniform. Transparent spacers are not allowed in ear holes outside of the lower earlobes or any other piercing holes visible in uniform (nose, lip, eyebrow etc). Piercing holes will not be large enough to permit light to shine through.

7.3.1.2. Bracelets. Ankle bracelets are not authorized. Airmen may wear one bracelet around their wrist. If worn, the bracelet will be conservative (moderate, being within reasonable limits; not excessive or extreme) in design, no wider than ½ inch, gold or silver in color, and will not have any inappropriate pictures or writing. Medical alert/identification bracelets are authorized. If worn, medical alert/identification bracelets will be conservative and moderate. Bracelets will not be excessive or extreme, which is defined as plain, not drawing inappropriate attention. Gemstones/tennis bracelets may only be worn with the mess dress uniform. Bracelets espousing support for cause, philosophy, individual or group are not authorized (**Exception:** Traditional metal POW/MIA/KIA bracelets, which come in colors besides silver, bronze, or gold, remain authorized).

7.3.1.3. Watches. Must be conservative and only one can be worn around the wrist while in uniform, PTG, or civilian attire in an official capacity. Conservative examples (not all inclusive) are solid color black, brown, silver or gold. Prohibited examples are diamond-covered, neon, bright colors, and bands that exceed 1-inch width.

7.3.1.4. Rings. Airmen may wear a total of no more than three rings; wedding sets count as one ring when worn as a set. Rings will be worn at the base of the finger, and may be worn on the thumb.

7.3.1.5. Necklaces. Will not be visible at any time. If worn, will be concealed under a collar or undershirt.

7.3.2. Eyeglasses/Sunglasses. Will be worn in the manner for which they are made. Eyeglasses and sunglasses will not be worn around the neck or on top/back of head or exposed hanging on the uniform. Eyeglasses and sunglasses may have conservative ornamentation on non-prescription sunglasses or eyeglasses, frames may be a conservative color: black, brown, white, dark blue, gray, or transparent material, or gold or silver wire. Brand name glasses may be worn with small logo on frames or lenses. Logo may contrast with frame color or lenses (conservative colors/small logos; black, brown, matte silver/gold). Conservative wrap-around sunglasses may be worn. Conservative, clear, slightly tinted, mirrored or photosensitive lenses are authorized. Sunglasses (to include darkened photosensitive lenses) are not authorized in formation. **Exception:** Sunglasses are not authorized in formation, unless for medical reasons, e.g., PRK/Lasik surgery, and when authorized by a commander or commandant on the advice of a medical official.

7.3.3. Contact Lenses. Contact lenses will be natural looking in shape and design. They will be clear in color and not change the color of the Airman's natural eye color.

7.3.4. Electronic Devices. Electronic devices are small electronic equipment such as cellular phones (personal or official), MP3 or similar players, radio, or hands-free devices (e.g. Bluetooth®), pedometers, Fitbits™ and other small, conservative size fitness trackers. Handheld electronic devices, if worn on the belt/waistband, or clipped to a purse will be plain black, silver, dark blue, or gray. Handheld electronic devices that are not worn on the belt/waistband/or clipped to a purse can be any color. Holster and other storage devices used to attach handheld electronic devices to the uniform or purse will be plain black, silver, dark blue, or gray. One handheld electronic device may be attached to a belt/waistband on either side or clipped to a purse. Pedometers are allowed to be worn on boots/shoes with uniform but must be dark blue or black in color and can attach without interfering with the work area or cause a safety hazard. Fitbits™ and other small conservative fitness trackers may be worn on the wrist in uniform but must be dark blue or black in color and bands may not exceed 1-inch width. **Exception:** Color and band width (may be up to 1½ inch width in physical training gear) restrictions for Fitbits™, pedometers and other small, conservative size fitness trackers do not apply when worn with physical training gear.

7.3.4.1. Wear/use of an earpiece, any Bluetooth® wireless technology, or headphones, while in uniform, indoors or outdoors, is authorized for official duties or as determined by installation commanders, delegable no lower than squadron commanders. **Exception:** Headphones and earphones [iPods™, MP3-type players, etc.] are authorized during travel on public transportation (i.e., bus, train or air travel) and/or while wearing the Physical Training Gear (PTG) during individual or personal PT in the fitness center or on designated running areas unless prohibited by the Installation Commander. Use of a hands-free device is authorized while in uniform operating a motor vehicle if local policy permits.

7.3.4.2. Use of personal electronic media devices, including cellular phones, earpieces, speaker phones or text messaging while walking in uniform is authorized. Military customs and courtesies take precedence. **Note:** Authorized colors of earpieces worn while in uniform are white, black, brown, dark blue or gray.

7.3.5. Attaché Cases/Gym/Messenger/Computer/Lunch Bags/Back Packs/Handbags/Clutch-Style Purses/Wallets, etc.

7.3.5.1. Attaché Cases/Messenger/Computer/Lunch Bags. Items will be solid black, brown, gray, or dark blue in color and carried in the left hand or shoulder if using a shoulder strap. Bags will be without design. Small logos are authorized.

7.3.5.2. Gym Bags. Gym bags will be solid dark blue, black, olive drab, brown, gray, Air Force sage green, ABU patterned, or OCP patterned with matching stitching and carried in the left hand. Bags will be without design unless ABU patterned or OCP patterned. Use of a shoulder strap is authorized on either shoulder and the strap may cross the body as long as it does not interfere with rendering the proper salute. Small logos are authorized.

7.3.5.3. Back Packs. Black, brown, gray, or dark blue back packs may be worn with any uniform combination. Back packs will be without design unless OCP or ABU patterned. ABU-patterned back packs, olive drab and Air Force sage green may be worn with the ABU. OCP-patterned back packs, tan and coyote brown may be worn with the OCP. Small logos are authorized. Airmen may wear either a sling style back pack or two strap back pack. Sling back packs will be worn across the chest, if carried on shoulder wear on the left shoulder. Two-strap back packs will be worn on the left shoulder or both shoulders

(not to interfere with rendering the proper salute). Back packs will not have ornamentation, a high-gloss, designs, or hanging/dangling objects. Small gold or silver clasp authorized, but chains are not authorized.

7.3.5.4. Handbags. Handbags for all uniform combinations will be solid black, brown, gray, or dark blue leather or vinyl. Bag will be without design and without ornamentation. Bag may be with or without plain fold-over flap, with or without single-placed silver or gold-colored clasp. Stitching will be black or white or the same color as handbag. Handbags may have up to two adjustable shoulder straps with or without buckles on the straps. (Handbag dimension limits removed).

7.3.5.5. Clutch-Style Purses/Wallets. Hand carried clutch-style purses/wallets for all uniform combinations will be solid black, brown, gray, or dark blue smooth or scotch-grain leather, patent leather, high-gloss or manmade material without design and without ornamentation. Stitching will be black or white or the same color as purse/wallet. Fabric, suede, and patent leather may be carried with the mess dress, formal dress and ceremonial dress uniforms. Hand carried clutch-style purses/wallets will be no larger than 6½ (H) x 11(W) inches or no smaller than 5(H) x 9(W) inches. Hand carried clutch-style purses/wallets will have a concealed closure and may have a wrist strap.

7.3.6. Lanyards/Access Passes/Identification Badges/Common Access Cards. Lanyards will be conservative in nature, dark colors, silver small conservative chains, or clear plastic. Access passes, identification badges, and common access cards are only authorized for wear when required within the confines of the location for which they were issued. When worn, they will be worn on the front of the body above the waist and below the neck and must not present a safety hazard.

7.3.7. Umbrella. Umbrellas will be plain, solid black, gray, brown or dark blue and carried in the left hand.

7.3.8. Cold Weather Accessories. Cold weather accessories may be worn without wearing authorized outer garments. With the exception of functional items, cold weather accessories are only worn while outdoors.

7.3.8.1. Gloves (black, sage green or coyote brown). Gloves may be worn with all uniforms or authorized outer garments. They will be all one color. Coyote brown or black gloves may be worn with OCP uniform. Black or sage green gloves may be worn with the ABU, Flight Duty Uniform (FDU) or all authorized outer garments to the ABU or FDU. Only black gloves may be worn with the service dress uniform or all approved outer garments worn with the dress uniforms.

7.3.8.2. Scarf (black and coyote brown). A black scarf may be worn with all uniforms or authorized outer garments. A black or coyote brown scarf may be worn with OCP uniform. The scarf must be tucked in when worn with outer garments. The scarf will not exceed 10 inches in width and can be knit, all wool or cotton simplex, with or without a napped surface.

7.3.8.3. Earmuffs (black). Earmuffs may be worn with all uniform combinations and all authorized outer garments and may wrap around either the top or rear of the head. Earmuffs may be made of any material.

7.3.8.4. Neckgaiter (black with all uniform combinations, sage green with ABUs, or coyote brown with OCP). A neckgaiter may be worn with all uniforms or authorized outer garments. It may be worn as a neck warmer or balaclava (may cover the nose).

7.4. Footwear.

7.4.1. Footwear (Males). Footwear is required when wearing all uniforms. Athletic shoes will only be worn with the physical training gear (see [paragraph 8.1.6.2](#)) unless medically necessary, as determined by appropriate medical authorities and approved by the commander.

7.4.1.1. Socks (black). Socks will be plain without design, clean, and serviceable. Black socks will be worn with low quarters, dress boots and black jungle/combat boots. Plain white socks may be worn under the black socks as long as the white socks are not visible.

7.4.1.2. Socks (sage green). Sage green socks will be worn with the sage green or tan boots. Plain white socks may be worn under the sage green socks as long as the white socks are not visible. See [paragraph 5.2.11](#) for OCP guidance.

7.4.1.3. Socks (white/black). White or black socks are worn with athletic shoes and may have small logos.

7.4.1.4. Low Quarters. Black Low-quarters are worn with the formal dress, mess dress, semi-formal, service dress and service uniforms (black combat boots and dress boots are also an option with the service dress and service uniform). Shoes will be low quarter, oxford-style, lace-up with a plain rounded toe or a plain rounded-capped toe. Soles will not exceed ½ inch in thickness and the heel will not exceed 1 inch in height (measured from the inside front of the heel). Shoes will be smooth or scotch-grained leather or manmade material. Shoes will be shined; high gloss or patent finish is optional.

7.4.1.5. Dress Boot. Can be worn with the service dress and service uniforms. If worn, the dress boot sole will be black plain rounded toe or rounded capped toe. A zipper or elastic inserts may be worn; however, if worn they will be without design. The sole will not exceed ½ inch in thickness and heel will not exceed 1 inch in height (measured from the inside front of the heel). High-gloss or patent finish is optional.

7.4.2. Footwear (Females). Footwear is required when wearing all uniforms. Athletic shoes will be worn with the physical training gear (see [paragraph 8.1.6.2](#)) unless medically necessary, as determined by appropriate medical authorities and approved by the commander.

7.4.2.1. Hosiery. Hosiery may be worn with the formal dress, mess dress, semi-formal dress, and service dress uniform (skirt). If worn, hosiery will be plain commercial, sheer, nylon in neutral, dark brown, black or off-black, or dark blue shades. Patterned hosiery is not authorized to be worn with any uniform. If not wearing hosiery with slacks, plain (not patterned) black socks may be worn.

7.4.2.2. Socks (black). Socks will be plain without design, clean, and serviceable. Black socks will be worn with low quarters, dress boots and black jungle/combat boots. Plain white socks may be worn under the black socks as long as the white socks are not visible.

7.4.2.3. Socks (sage green). Sage green socks will be worn with the sage green boots. Plain white socks may be worn under the sage green socks as long as the white socks are not visible. See [paragraph 5.2.1](#) for OCP guidance.

7.4.2.4. Socks (white/black). White or black socks are worn with athletic shoes and may have small logos.

7.4.2.5. Low Quarters. Can be worn (optional) with the semi-formal (enlisted only), service dress and service uniforms (authorized with all maternity uniforms). Commercially designed low quarters will be black oxford, lace-up style with a plain rounded toe, or a plain rounded capped toe. The sole will not exceed ½ inch in thickness and the heel will not exceed 1 inch in height (measured from the inside front of the heel); however, the sole may have a low wedge heel. They will be plain, clean and serviceable, and without ornamentation such as buckles, bows, or straps. The material will be smooth, scotch-grained leather or a manmade material. They may be high-gloss or patent finish.

7.4.2.6. Dress Boots. Can be worn (optional) with the service dress and service uniforms (authorized with all blue maternity uniforms). Wear boots with skirt or slacks; however, if worn with skirt, remove boots while in the work place and wear pumps, slip-on shoes, or low quarters. Heels will be of a height suitable to the individual but no higher than 2½ inches (measured from the inside sole of the boot to the end of the heel lift). The tip of the heel cannot be less than ½ inch in diameter or larger than the body of the boot. Pointed or squared toes and extreme heel shapes are not authorized. They will be plain, clean and serviceable, and without ornamentation such as buckles, bows or straps. The material will be smooth, scotch-grained leather or a manmade material. They may be high-gloss or patent finish.

7.4.2.7. Pumps. Will be worn with the formal dress, mess dress, and semi-formal uniforms (authorized with all blue maternity uniforms). Optional with the service dress and service uniforms. Black pumps will be low cut and rounded throat (the top opening) with a raised heel no higher than 3 inches (measured from the inside sole of the shoe to the end of the heel lift). The tip of the heel cannot be less than ½ inch in diameter or larger than the body of the shoe. Pointed or squared toes and extreme heel shapes are not authorized. They will be plain, clean and serviceable, and without ornamentation such as buckles, bows or straps. The material will be smooth, scotch-grained leather or a manmade material. They may be high-gloss or patent finish.

7.4.2.8. Slip-on Shoes. Can be worn (optional) with the service dress and services uniforms (authorized with all blue maternity uniforms). Commercially designed step-in shoe where the top of the shoe goes over the top of the foot (not mule-types without backs) with rounded toe or plain rounded capped toe. Pointed or squared toes and extreme heel shapes are not authorized. They will be plain, clean and serviceable, and without ornamentation such as buckles, bows or straps. The material will be smooth, scotch-grained leather or a manmade material. They may be high-gloss or patent finish.

7.4.3. Footwear (males/females) Combat boots.

7.4.3.1. Sage Green Boots. Will be worn with the ABU and the flight duty uniform. (Exception: Athletic shoes may be worn if medically necessary, as determined by competent medical authorities at a civilian or military treatment facility and approved by the commander). Boots will be sage green, lace up with plain rounded toe or rounded capped toe with or without a perforated seam. A zipper or elastic inserts may be worn; however, if worn, they will be without design. Green boots can be either with or without a

safety toe. [Exception for black combat boot wear in industrial areas: ref [paragraph 7.4.3.3](#)]

7.4.3.2. Coyote Brown Boots. Only Coyote Brown boots will be worn with the OCP. **Exception:** Athletic shoes may be worn if medically necessary, as determined by competent medical authorities at a civilian or military treatment facility and approved by the commander. The soling material will not exceed 2 inches in height. Boots will be laced up with plain rounded toe or rounded capped toe with or without a perforated seam. Laces will either be tied and tucked in the boot or tied and wrapped around the boot. A zipper or elastic inserts may be worn; however, if worn, they will be without design. Boots can be either with or without a safety toe. **Exception** for black combat boot wear in industrial areas: ref [paragraph 7.4.3.3](#).

7.4.3.3. Black Combat Boots wear is optional with the service dress and service uniforms when not wearing a skirt, maternity service dress and/or maternity jumper. Laces will either be tied and tucked in the boot or tied and wrapped around the boot. No bowtie boot laces. Logos will be the same color as the boot. Designs are not authorized.

7.4.3.3.1. **Exception: Blousing is authorized for the following:** Pararescue, Combat Rescue Officers, Survival, Evasion, Resistance, and Escape Specialists, Combat Control, Special Tactics Officers, Air-Weather Service Parachutists, Tactical Air Control Party Officers and Tactical Air Control Party.

7.4.3.3.2. Installation Commanders can authorize the wear of black combat boots with the utility uniform on their installation where they deem necessary. This exception is not specifically restricted to flightline activities. It may be applied where industrial products or processes cause irreparable damage to the stain resistant sage green boots. Sage green uniform boots must be worn when departing the installation and other areas not designated for wear by the installation commander.

7.5. Undergarments (Mandatory).

7.5.1. Males. Appropriate undergarments are required to be worn with all uniform combinations. Wear undershirt and underpants with all uniforms. Wear the white V-neck or athletic style tank top undershirt when wearing opened collar service uniforms only. Members may wear the white V-neck, athletic tank top or crew-neck style undershirt when wearing closed collar formal dress, mess dress, semi-formal dress, service dress and service uniforms. Undershirt will be tucked into trousers. Undershirts will not have pockets.

7.5.2. Females. Appropriate undergarments are required to be worn with all uniform combinations. Wear bra and underpants with all uniforms. Wear of the white V-neck style or athletic tank top undershirt when wearing opened collar service uniforms is authorized. Females may wear the white V-neck, athletic tank top or crew-neck style undershirt when wearing closed collar formal dress, mess dress, semi-formal dress, service dress and service uniforms. Undershirt will be tucked into slacks or skirt. Undershirts will not have pockets.

Chapter 8

PHYSICAL TRAINING GEAR

8.1. Physical Training Gear (PTG). PTG is authorized for wear by Air Force military personnel (including retired personnel) and the Secretary and Under Secretary of the Air Force.

Figure 8.1. Physical Training Gear (PTG) and PTG Running Suit.



8.1.1. Installation Commanders may temporarily adjust wear policy to address immediate safety or mission/operation concerns and may be more restrictive with wear policy (e.g., no hats or sunglasses during organized fitness events, no head/ear phones due to safety concerns, etc.) to support unit cohesion and present a standardized image. **Exception:** Squadron Commanders may authorize the wear of the morale undershirt with all PTG on Fridays. The AFR and ANG commanders may authorize morale undershirt wear with all PTG during weekend drills on Friday, Saturday or Sundays.

8.1.2. Wear of the PTG is mandatory during physical fitness assessments and while participating in organized PT events as designated by the commander (**T-1**). In addition, if PTG items are worn during individual/personal PT, the following guidelines apply (exceptions noted):

8.1.3. PTG Jacket. The jacket will be zipped at least halfway between the waistband and collar. Sleeves will end within 1 inch of the wrist.

8.1.4. T-shirt.

8.1.4.1. Short-sleeved PTG shirt. The short-sleeve shirt can be either untucked or tucked into shorts or running pants. If untucked shirt must extend to the bottom of the side pocket on the shorts and pants but will not cover the shorts reflective material. Do not remove or cut sleeves. Short and long-sleeved white, black, or light gray form fitting undershirts, (i.e., spandex, Lycra® or elastic material) to include those with a mock neck may be worn and visible under the short-sleeved PTG shirt. Undershirt must not extend lower or be longer than untucked PTG shirt. Commanders may standardize whether shirts will be worn tucked or untucked in formations or organized unit physical training.

Figure 8.2. PTG Optional Items (Long Sleeve T-Shirt and Long Sleeve Sweat Shirt).





8.1.4.2. Optional long-sleeved PTG shirt. The long-sleeve shirt can be either untucked or tucked into shorts or running pants; if untucked shirt must extend to the bottom of the side pocket on the shorts and pants but will not cover the shorts reflective material. Do not push up, remove, or cut sleeves. Short and long sleeved form fitting undershirts, (i.e., spandex, Lycra® or elastic material) to include those with a mock neck may be worn and visible (at neck only) under the long-sleeved PTG shirt. Undershirt must not extend lower or be longer than untucked long-sleeved PTG shirt. There is no color restriction on the form fitting undershirt unless visible; if visible, form fitting undershirts will be white, black, or light grey. Undershirt may have a visible small trademark logo. Commanders may standardize whether shirts will be worn tucked or untucked in formations or organized unit physical training.

8.1.4.3. Optional PTG sweatshirt. The sweatshirt will extend no lower than six inches below the natural waist line. Do not push up, remove, or cut sleeves. Short and long sleeved form fitting undershirts, (i.e. spandex, Lycra® or elastic material) to include those with a mock neck may be worn and visible (at neck only) under the PTG sweatshirt. Undershirt must be tucked in. There is no color restriction on the form fitting undershirt; if visible, form fitting undershirts will be white, black, or light grey; undershirt may have visible small trademark logo.

8.1.5. Shorts/Running Pants.

8.1.5.1. PTG running pants. The waistband will rest at or within 2 inches of the natural waistline. Both pant legs will extend below the ankles and will be zipped to within 1 inch of the bottom.

8.1.5.2. PTG shorts (with reflective material) and optional PTG running shorts (without reflective material). The PTG shorts waistband will rest at or within 2 inches of the natural waistline. The lining in the PTG shorts may be removed. Short, mid and full length solid black, white or dark blue form fitting sportswear (i.e. spandex, lycra or elastic) may be worn and visible under both the PTG and optional PTG running shorts.

8.1.6. Footwear.

8.1.6.1. Socks. Socks are mandatory. Socks will be of conservative solid color (black, white, dark blue, gray, desert sand, tan, DLA-issued green, or coyote brown) and may have small trademark logos. Local commanders may implement policies for standardization within units.

8.1.6.2. Athletic style shoes. Athletic style shoes are mandatory. There are no restrictions on the color of the athletic shoes.

8.1.7. Headgear.

8.1.7.1. Installation Commanders may authorize wear of an optional solid black, white or dark blue baseball/sport cap and/or sweatband with the Air Force symbol or U.S. Air Force printed/embroidered on the front during organized PT. This is also authorized during individual PT. If authorized, caps are to be worn outdoors only.

8.1.7.2. Commanders may authorize wear of an embroidered "Excellence for/in PT" solid black, white or dark blue baseball/sports cap. If worn, the baseball/sport cap will have the words "Excellence for PT", "Excellence in PT" or a combination of the two, in small embroidered letters, no more than ½ inch in height. Patches, large logos and multi-patterned caps are not authorized. Additional unit or organizational issued hats are not authorized with the PTG. Headgear may be worn during individual PT, but not indoors.

8.1.7.3. Bandanas and other similar head-scarves/headgear are not authorized unless due to medical waiver condition.

8.1.8. Undergarments. Appropriate undergarments are required to be worn with all PTG combinations.

8.1.9. Cold Weather Accessories. Cold weather accessories may be worn outdoors only.

8.1.9.1. Watch Cap. If worn, will be plain, solid black, dark blue, sage green, or coyote brown without logos (bandanas and other similar head-scarves/headgear are not authorized unless due to medical waiver conditions).

8.1.9.2. Gloves. Gloves will be black or dark blue, small logos are authorized not to exceed 1 square inch.

8.1.9.3. Scarf. The scarf will be black or dark blue, all wool or cotton simplex, with or without napped surface, and less than 10 inches in width.

8.1.9.4. Balaclava (black). A balaclava may be worn with Physical Training Gear while performing physical fitness activities outdoors. Tuck excess neck material into the physical training gear shirt. Balaclavas may be made of any material.

8.1.9.5. Earmuffs. Earmuffs will be solid, black or dark blue, made of any material and may wrap around either the top or rear of the head.

8.1.9.6. Fleece outerwear is not authorized to be worn with the PTG.

Figure 8.3. PTG Jacket with PTG Shorts.



8.1.10. PTG items are authorized for wear with conservative civilian/personal attire during individual/personal PT or while off-duty (e.g. PT shirt with personal shorts/pants, PT jacket with personal shirt/pants/shorts, etc.). No civilian/personal items with offensive wording, graphics or photos are to be worn with the PTG items at any time.

8.1.11. Headphones and earphones (iPods, etc.) are authorized while in the fitness center or on designated running areas unless prohibited by the Installation Commander.

8.1.12. Female's long hair must be secured but, it may have loose ends that extend below the collar; i.e., ponytails.

8.1.13. Proper military customs and courtesies honoring the flag during reveille/retreat will apply (this means coming to full attention and rendering a proper salute when outdoors). Saluting due to rank recognition is not required when wearing the PTG.

8.1.14. For accessions, Professional Military Education (PME) and academic training environments (e.g. United States Air Force Academy [USAFA], Reserve Officer Training Corp [ROTC], Officer Training School, ASBC, Squadron Officer School, Basic Military Training), commanders (or equivalent) will determine which PT events are organized. In these environments, students and staff may wear unit-specific PT gear to meet necessary training requirements (e.g. staff/student distinction, student squadron affiliation, etc.).

8.1.15. Wear policy for the PTG in a deployed environment can be further defined by the Commander Air Force Forces specific to that Area of Responsibility.

Chapter 9

BADGES AND SPECIALTY INSIGNIAS

9.1. Badges. The total number of badges worn will not exceed four in any uniform combination (**Exception:** OCP uniform). The commander's pin insignia does not count as one of the four badges. If earned, wear only one foreign badge (see [paragraph 10.2](#) for additional information). No more than a combined total of two chaplain, aeronautical, space, cyberspace, missile operations, multi-domain warfare or occupational badges will be worn on the wearer's left.

9.1.1. Badges for service dress uniforms will be shiny, metallic except the heritage aeronautical wings which may have an oxidized satin finish. ABU and OCP badges will be embroidered. When more than one aeronautical, space, cyberspace, multi-domain warfare or missile operations badge is authorized, the badge representing the current position will be worn and the second and subsequent aeronautical, space, multi-domain warfare or cyberspace badges become optional. If the chaplain badge is worn in conjunction with aeronautical, space, multi-domain warfare or cyberspace badge, then the chaplain's badge will be in the higher position.

9.1.2. Aeronautical, space, cyberspace, multi-domain warfare and missile operations badges are equal in precedence. When awarded the aeronautical, space, missile operations, multi-domain warfare and cyberspace badges, wear the badge that reflects current job or billet in the highest position. Parachutist wings are optional; however, when worn will be placed above an occupational badge or below a chaplain, aeronautical, space, multi-domain warfare or cyberspace badge. All other occupational badges are optional.

9.1.3. All occupational badges worn will be the same size, regular or large. A regular size duty badge is not worn with a miniature duty badge. (**Exception:** Aeronautical, space, cyberspace, multi-domain warfare and Explosive Ordnance Disposal (EOD) badges may be a different size than an occupational badge; however, multiple aeronautical, space, multi-domain warfare and cyberspace badges will be the same size. Additionally, miniature wings may be worn with a regular size occupational badge, or regular size medical badge.)

9.2. Placement of Badges. Members are highly encouraged to wear their current occupational badge. When awarded, chaplain, aeronautical, space, cyberspace, multi-domain warfare and missile operations badges are mandatory and, they will always be worn in the highest position. Wear only regular or large badges, do not mix sizes. (**Exception:** Aeronautical, space multi-domain warfare and cyberspace badges may be a different size than an occupational badge; however, multiple aeronautical, space, multi-domain warfare and cyberspace badges will be the same size.)

9.2.1. ABU and OCP uniform. A maximum of two badges are worn on the left side of the uniform front above the U.S. AIR FORCE tape located above the left breast pocket. Wear only chaplain, aeronautical, space, cyberspace, multi-domain warfare, occupational, qualification and miscellaneous badges in this location. A third embroidered badge or full-size patch may be worn on the left breast pocket of the ABU (such as the missile, missile operations badges or security forces, fire protection or Air Force Office of Special Investigations shields, or the USAF Weapons School Graduate Patch or USAF Test Pilot School Patch). If a fourth badge/patch is worn, it may be worn on the right pocket of the ABU (i.e., USAF Weapons

School Graduate Patch or USAF Test Pilot School Patch) or above the nametape (as appropriate). Wear regular size embroidered cloth badges, permanently conferred full-sized patches or specialty insignia on the ABU or OCP. If earned and awarded, tabs such as the Army Ranger tab will be worn on the upper crest of the sleeve of the ABU (see [paragraph 5.2.2](#) for OCP guidance) and may not interfere with wear of enlisted rank insignia. Metal pin-on type qualification badges of other services are not authorized for wear on the ABU or OCP.

9.2.2. Formal and Mess Dress uniform (males and females). Center badge ½ inch above top row of medals or when not authorized medals, midway between shoulder and top button. Wear second badge centered ½ inch above first badge, when authorized.

9.2.3. Mess Dress uniform (maternity). Center badge ½ inch above top row of medals or when not authorized medals, midway between shoulder and top button. Wear second badge centered ½ inch above first badge, when authorized.

9.2.4. Semi-Formal Dress uniform (males and females). Wear all or some ribbons and devices. The first badge will be centered on the wearer's left ½ inch above the top row of ribbons. Center additional badge ½ inch above the first one.

9.2.5. Semi-Formal Dress uniform (maternity). Wear all or some ribbons and devices. The first badge will be centered on the wearer's left ½ inch above the top row of ribbons. Center additional badge ½ inch above the first one.

9.2.6. Service Dress uniform (males and females). Wear all or some ribbons and devices. The first badge will be centered on the wearer's left ½ inch above the top row of ribbons. Center additional badge ½ inch above the first one.

9.2.7. Service Dress uniform (maternity). Wear all or some ribbons and devices. The first badge will be centered on the wearer's left ½ inch above the top row of ribbons. If no ribbons have been authorized for wear, center badge parallel to the name tag. Center additional badge ½ inch above the first one.

9.2.8. Service uniform (males and females). Ribbons are optional. Wear all, some or no ribbons and devices. The first badge will be centered on the wearer's left ½ inch above the top row of ribbons or pocket (males). If no ribbons are worn, center badge parallel to the nametag (females). Center additional badge ½ inch above the first one.

9.2.9. Service uniform (maternity). Ribbons are optional. Wear all, some or no ribbons and devices. The first badge will be centered on the wearer's left ½ inch above the top row of ribbons. If no ribbons are worn, center badge parallel to the nametag. Center additional badge ½ inch above the first one.

9.3. Duty Badges and Special Insignias. Duty badges reflect current and previous positions of assignment (e.g. Presidential Service Badge). The wear of these badges are optional; however, when wearing the current duty badge, follow the issuer's wear instructions. When wearing only previously earned duty badges, wear according to the placement configuration found in this instruction for that uniform combination. When wearing both current and previously awarded duty badges, issuing instructions for the current duty badge take precedence. **Note:** Men may attach duty badges to service uniforms with a clear plastic tab holder not visible beyond sides or bottom of insignia.

9.3.1. **Presidential Service.** The Presidential Service badge or Vice-Presidential Service badge is worn during and after an assignment to White House duty. Presidential Service badges are only worn on the right side. The Vice Presidential Service identification badge is only worn on the right side. No other badges will remove the Presidential and Vice-Presidential badges from the right side of the uniform. OPR is the Military Assistant to the President.

9.3.2. **Office of the Secretary of Defense (OSD).** The OSD identification badge is worn during and after assignment to specific duty in the OSD. OPR is OSD Deputy Chief Management Officer (OSD/DCMO).

9.3.3. **Joint Chiefs of Staff (JCS).** JCS identification badge is worn during and after assignment to specific duty in the JCS. OPR is Joint Chiefs of Staff, Manpower and Personnel Directorate (JCS/J1).

9.3.4. **Headquarters Air Force (HAF).** HAF identification badge is worn during assignment to the HAF staff or SecAF staff within the National Capital Region. Airmen are authorized wear while in qualifying positions (as determined by applicable DRU/FOA commander) on the HAF or DRU/FOA within the National Capital Region. Permanent wear of the badge is authorized for personnel assigned to a qualifying position for at least 365 consecutive days.

9.3.4.1. Order of precedence. If the OSD, JCS, and HAF badges are all authorized and worn, the OSD and JCS badges have priority over the HAF Badge.

9.3.4.2. Reserve Members. Members of the Reserve Components are eligible to wear the badge if they are assigned to any organization within HAF or Secretariat Staff. Further, recalled reservists are eligible for permanent award of the badge once they have served for a total of 365 days. Reservists assigned to Individual Mobilization Augmentee positions are eligible for permanent award after being assigned for 1 year and performed satisfactorily in the augmentee position.

9.3.4.3. Reservists assigned to Individual Mobilization Augmentee positions are eligible for permanent award after being assigned for 1 year and performed satisfactorily in the augmentee position.

9.3.5. **Air Education and Training Command (AETC).**

9.3.5.1. The AETC Instructor badge may be worn with any blues combination. The AETC Instructor/Master badge may be worn during and after an assignment as an AETC instructor.

9.3.5.2. Air Force Junior Reserve Officer Training Corps (AFJROTC/OT) Instructor badge is only worn while performing assigned duties. Continue to wear while attending PME. OPR is AFJROTC/OT.

9.3.5.3. Defense Language Instructor badge is only worn while performing assigned duties. Continue to wear while attending PME. OPR is the Defense Language Institute Foreign Language Center.

9.3.6. **Air Force Recruiting Service (AETC/RS).** Earned Air Force recruiting service badge is authorized for permanent wear by Airmen with an 8R special duty identifier in their records. Continue to wear while attending PME. OPR is AETC/RS.

9.3.7. **Air Force Reserve Command Recruiting Service (AFRC/RS).** Earned AFRC recruiting service badge is authorized for permanent wear by Airmen with an 8R special duty identifier in their records. Continue to wear while attending PME. OPR is AFRC/RS.

9.3.8. **Air National Guard (ANG) Recruiting Service.** Earned ANG recruiting service badge is authorized for permanent wear by Airmen with an 8R special duty identifier in their records. Continue to wear while attending PME. OPR is Air National Guard Recruiting Operations (NGB/A1Y).

9.3.9. **Unified Command.** Unified Command identification badge is only worn for the duration of assignment to a Combatant Commander's staff. OPR is the Unified CCMD.

9.3.10. **Army Military Personnel Center.** Army Staff identification badge is only worn while performing duties for the duration of the assignment. OPR is Army Military Personnel Center.

9.3.11. **North Atlantic Treaty Organization (NATO).** The NATO badge is only worn while performing duties for the duration of the assignment. OPR is AF/A1P.

9.3.12. **United Nations (UN).** The UN badge is only worn while performing duties for the duration of the assignment. OPR is the UN.

9.3.13. **Security Forces.** Security Forces shield is worn while performing duties in control AFSC 31PX or 3P0XX billets only. **Exception:** Continue to wear SF shield and beret together while attending PME and assigned to joint, instructor, and recruiter duties, or if approved by OPR. OPR is HAF Security Forces Directorate (AF/A4S).

9.3.14. **Civil Engineering.** Fire Protection shield is worn while performing fire protection duties. Continue to wear while attending PME and performing recruiter duties. OPR is HAF Directorate of Civil Engineers (AF/A4C).

9.3.15. **Air Force Office of Special Investigations (AFOSI).** AFOSI shield is worn as directed by AFOSI/CC. OPR is AFOSI.

9.3.16. **Professional Military Education (PME).** PME badge is only worn while performing PME instructor or PME support duties. OPR is AF/A1.

9.3.17. **Defense Commissary Agency (DeCA).** The Commissary badge is only worn while performing duties for the duration of the assignment. OPR is DECA.

9.3.18. **Defense Information Systems Agency (DISA).** The DISA command badge is only worn while performing duties for the duration of the assignment. OPR is DISA.

9.3.19. **Defense Finance and Accounting Service (DFAS).** DFAS identification badge is only worn while performing duties for the duration of the assignment. OPR is DFAS.

9.3.20. **Military Postal Service (MPS).** MPS identification badge is only worn while performing postal duty. OPR is MPS.

9.3.21. **USAF Honor Guard (AF/HG) and USAF Base Honor Guard.** Earned USAF HG badge is authorized for permanent wear by Airmen with an 8G000 (enlisted) and 85G0 (officer) special duty identifier in their records. Base Honor Guard badges are only worn while performing honor guard duties. OPR is AF/HG.

9.3.22. **National Defense University (NDU).** NDU identification badge is only worn while assigned to the NDU faculty or staff. OPR is NDU.

9.3.23. **USAF Academy (USAFA).** Wear the Permanent Professor USAFA badge during and after assignment to the specific duty. OPR is USAFA.

9.3.24. **Inspector General (IG).** The IG badge will be worn on the uniform while performing duties in authorized IG billets. Continue to wear while attending PME. The badge may be worn upon retirement IAW [paragraph 12.4](#) OPR is SAF/IG.

9.3.25. **Wear of the Command Chief Master Sergeant, First Sergeant Insignia, and Command Insignia Pin.**

9.3.25.1. **Command Chief Master Sergeant Insignia.** The command chief master sergeant insignia is worn in accordance with the guidance in AFI 36-2109, *Chief Master Sergeant of the Air Force, Senior Enlisted Leadership Management and Air Force Association Enlisted Council*.

9.3.25.2. **First Sergeant Insignia.** The first sergeant insignia is worn in accordance with the guidance in AFI 36-2113, *The First Sergeant*.

9.3.25.3. **Command Insignia Pin.** Air Force Command Insignia Pin is mandatory for current commanders and optional for graduated commanders. This pin is authorized to be worn by all eligible commissioned officers in the rank of Colonel (O-6) and below. See guidance for how to wear under instructions within this AFI for applicable uniforms.

9.3.26. **IAAFA.** Wear the IAAFA badge after receiving SEI HJ (officer) or 450 (enlisted) as applicable during and after assignment to IAAFA. OPR is IAAFA.

9.4. Placement of Duty Identification and Miscellaneous Badges. The wear of these badges are optional. **Note:** No more than four badges will be worn at one time. This does not include the command insignia pin.

9.4.1. **Formal and Mess Dress uniform (males).** Miniature duty badges will be worn. The first duty badge will be centered on the wearer's left ½ inch below the bottom row of medals. The second badge will be worn on the wearer's right in the same relative position as the badge worn on the wearer's left. The missile or excellence-in-competition badges are worn on the wearer's left, ½ inch below the bottom row of medals. Move any duty badge(s) to the wearer's right side, in the same relative position as the badge worn on the wearer's left. Current commanders wear the command insignia pin on the wearer's right side, centered, adjacent to top of medals. If member is a graduated commander, lower insignia on the wearer's right side, adjacent to bottom row of medals. If duty badge is worn with command insignia pin, place command insignia pin ½ inch above duty badge (current commander) or ½ inch below duty badge for graduated commander. The command insignia pin is mandatory for current commanders and may be worn by all eligible commissioned officers in the rank of Colonel (O-6) and below.

9.4.2. **Formal and Mess Dress uniform (females).** Miniature duty badges will be worn. The first duty badge will be centered on the wearer's right, adjacent to the member's medals on the wearer's left. The second badge will be worn on the wearer's right, adjacent to the medals to the left side, centered and spaced ½ inch apart from the first badge. The missile or excellence-in-competition badges are worn on the wearer's right, in the same relative position as the

member's medals on the wearer's lefts. If a duty badge is being worn on the wearer's right, move the missile or excellence-in-competition badges to the wearer's left, ½ inch below the bottom row of medals. Current commander's center command insignia pin on wearer's right side, adjacent to occupational badges worn on wearer's left. Graduated commander's center command insignia pin on wearer's right, in a relative position, adjacent to medals worn to the wearer's left. If a duty badge and the (current) command insignia pin are worn together, center command insignia pin ½ inch above duty badge. If two duty badges and the (current) command insignia pin are worn together, place command insignia pin ½ inch above both duty badges and center, with both duty badges evenly spaced ½ inch apart. Position command insignia pin between the two duty badges. If member is a graduated commander, center command insignia pin ½ inch below duty badge, if wearing only one duty badge or center command insignia pin ½ inch below duty badges, evenly spaced ½ inch apart, if wearing two duty badges. The command insignia pin is mandatory for current commanders and may be worn by all eligible commissioned officers in the rank of Colonel (O-6) and below.

9.4.3. Mess Dress uniform (maternity). Miniature duty badges will be worn. The first duty badge will be centered on the wearer's right, adjacent to the member's medals on the wearer's left. The second badge will be worn on the wearer's right, adjacent to the medals on the left side, centered and spaced ½ inch apart from the first badge. The missile or excellence-in-competition badges are worn on the wearer's right, in the same relative position as the member's medals on the wearer's lefts. If a duty badge is being worn on the wearer's right, move the missile or excellence-in-competition badges to the wearer's left, ½ inch below the bottom row of medals. Current commander's center command insignia pin on wearer's right side, adjacent to occupational badges worn on wearer's left. Graduated commander's center command insignia pin on wearer's right, in a relative position, adjacent to medals worn to the wearer's left. If a duty badge and the (current) command insignia pin are worn together, center command insignia pin ½ inch above duty badge. If two duty badges and the (current) command insignia pin are worn together, place command insignia pin ½ inch above both duty badges and center, with both duty badges evenly spaced ½ inch apart. Position command insignia pin between the two duty badges. If member is a graduated commander, center command insignia pin ½ inch below duty badge, if wearing only one duty badge or center command insignia pin ½ inch below duty badges, evenly spaced ½ inch apart, if wearing two duty badges. The command insignia pin is mandatory for current commanders on all blue uniforms and may be worn by all eligible commissioned officers in the rank of Colonel (O-6) and below.

9.4.4. Semi-Formal uniform (enlisted males). Large duty badges will be worn. The first duty badge will be on the wearer's left 1½ inch below top of welt pocket and centered. The second badge will be worn on the wearer's right in the same relative position as the badge worn on the wearer's left. The missile and or excellence-in-competition badges are only worn 1½ inch below top of welt pocket and centered. Move duty badge to wearer's right if authorized to wear a duty badge and the missile and/or excellence-in-competition badge(s).

9.4.5. Semi-Formal uniform (enlisted females). Large duty badges will be worn. The first duty badge will be on the wearer's right, centered between arm seam and lapel, with bottom edge of badge parallel with top of welt pocket. The second badge will be worn on the wearer's right in the same relative position as the member's ribbons on the wearer's left side and centered and spaced ½ inch apart from the first badge. The missile or excellence-in-

competition badge(s) are worn on the wearer's right, centered between arm seam and lapel, in the same relative position as the member's ribbons on the wearer's left. If a duty badge is being worn on the wearer's right, move the missile or excellence-in-competition badge to the wearer's left, 1½ inch below top of welt pocket and centered.

9.4.6. Semi-Formal uniform (enlisted maternity). Large duty badges will be worn. The first duty badge will be worn on the wearer's right in the same relative position as the member's ribbons on the wearer's left side. The second badge will be worn on the wearer's right in the same relative position as the member's ribbons on the wearer's left side, centered and spaced ½ inch apart from the first badge. The missile or excellence-in-competition badge(s) are worn on the wearer's right, centered between arm seam and lapel, in the same relative position as the member's ribbons on the wearer's left. If a duty badge is worn on the wearer's right, move the missile or excellence-in-competition badge to the wearer's left, centered 1½ inch below ribbons.

9.4.7. Service Dress uniform (males). Large duty badges will be worn. The first duty badge will be centered on the wearer's left 1½ inch below top of welt pocket and centered. The second badge will be worn on the wearer's right 1 ½ inch below the name tag. If authorized, center a third badge ½ inch above the name tag. The missile badge is only worn 1½ inch below top of welt pocket and centered. Move duty badge to wearer's right if authorized to wear a duty badge and the missile badge. The excellence-in-competition badge is only worn centered on the left welt pocket. Command insignia pin is worn on the wearer's right side, centered ½ inch above the name tag for current commanders, centered ½ inch below name tag for graduated commanders. If duty badge is worn on the wearer's right side with command insignia pin, center duty badge ½ inch above command insignia pin (current commander) or center duty badge ½ inch below command insignia pin for graduated commander. The command insignia pin is mandatory for current commanders on all blue uniforms and may be worn by all eligible commissioned officers in the rank of Colonel (O-6) and below.

9.4.8. Service Dress uniform (females). Large duty badges will be worn. The first duty badge will be centered on the wearer's right, ½ inch above the name tag and centered. The second badge will be worn ½ inch above the name tag and centered and spaced ½ inch apart from the first badge. If duty badge(s) are worn, the missile or excellence-in-competition badge(s) will only be worn on the wearer's left, 1½ inches below the top of the welt pocket. If no duty badge(s) are worn, the missile badge and/or excellence-in-competition badge is worn on the wearer's right, ½ inch above name tag. Command insignia pin is worn on the wearer's right side, centered ½ inch above the name tag for current commanders or centered ½ inch below name tag for graduated commanders. If wearing one duty badge with command insignia pin, (current commanders) center duty badge ½ inch above command insignia pin. If two duty badges and the (current) command insignia pin are worn together, place command insignia pin ½ inch above name tag and place both duty badges ½ inch above command insignia pin, centered and spaced ½ inch apart. The command insignia pin is mandatory for current commanders and maybe worn by all eligible commissioned officers in the rank of Colonel (O-6) and below.

9.4.9. Service Dress uniform (maternity). Large duty badges will be worn. The first duty badge will be centered on the wearer's right, ½ inch above the name tag and centered. The second badge will be worn ½ inch above the name tag and centered and spaced ½ inch apart from the first badge. If duty badge(s) are worn, the missile or excellence-in-competition

badge(s) will only be worn on the wearer's left, 1½ inches below the bottom row of ribbons. If no duty badge(s) are worn, the missile badge and/or excellence-in-competition badge is worn on the wearer's right, ½ inch above name tag. Command insignia pin is worn on the wearer's right side, centered ½ inch above the name tag for current commanders or centered ½ inch below name tag for graduated commanders. If wearing one duty badge with command insignia pin, (current commanders) center duty badge ½ inch above command insignia pin. If two duty badges and the (current) command insignia pin are worn together, place command insignia pin ½ inch above name tag and place both duty badges ½ inch above command insignia pin, centered and spaced ½ inch apart. The command insignia pin is mandatory for current commanders on all blue uniforms and may be worn by all eligible commissioned officers in the rank of Colonel (O-6) and below.

9.4.10. Service uniform (males). If worn, duty badges will be miniature in size. The first duty badge will be centered on the lower portion of the wearer's left pocket, between the left and right edges and bottom flap and pocket. The second badge will be worn on the wearer's right in the same relative position as the badge worn on the wearer's left, between the left and right edges and bottom flap and pocket. If authorized, center a third badge ½ inch above the name tag. If worn, the missile badge will only be worn on the wearer's left, left pocket, between the left and right edges and bottom flap and pocket. Excellence-in-competition badge is worn centered on top edge of left pocket flap. Command insignia pin is worn on the wearer's right side, centered ½ inch above the name tag for current commanders, centered below the name tag between the name tag and the button of the right pocket flap for graduated commanders. If duty badge is worn on the wearer's right side with command insignia pin, center duty badge ½ inch above command insignia pin (current commander) or center duty badge ½ inch below command insignia pin between the left and right edges and the bottom flap and pocket, for graduated commander. The command insignia pin is mandatory for current commanders on all blue uniforms and may be worn by all eligible commissioned officers in the rank of Colonel (O-6) and below.

9.4.11. Service uniform (females). If worn, duty badges will be miniature in size. The first duty badge will be centered on the wearer's right ½ inch above the name tag. The second badge will be worn ½ inch above the name tag and centered and spaced ½ inch apart from the first badge. If duty badge(s) are worn, the missile or excellence-in-competition badge(s) will only be worn on the wearer's left, 1½ inches below the bottom of ribbons (if worn) and centered. If no duty badge(s) are worn, the missile badge and/or excellence-in-competition badge is worn on the wearer's right, ½ inch above name tag. Command insignia pin is worn on the wearer's right side, centered ½ inch above the name tag for current commanders or centered ½ inch below name tag for graduated commanders. If wearing one duty badge with command insignia pin, (current commanders) center duty badge ½ inch above command insignia pin. If two duty badges and the (current) command insignia pin are worn together, place command insignia pin ½ inch above name tag and place both duty badges ½ inch above command insignia pin, centered and spaced ½ inch apart. The command insignia pin is mandatory for current commanders and may be worn by all eligible commissioned officers in the rank of Colonel (O-6) and below.

9.4.12. Service uniform (maternity). If worn, duty badges will be miniature in size. The first duty badge will be centered on the wearer's right ½ inch above the name tag. The second badge will be worn ½ inch above the name tag and centered and spaced ½ inch apart from the

first badge. If duty badge(s) are worn, the missile or excellence-in-competition badge(s) will only be worn on the wearer's left, 1½ inches below the bottom of ribbons (if worn) and centered. If no duty badge(s) are worn, the missile badge and/or excellence-in-competition badge is worn on the wearer's right, ½ inch above name tag. Command insignia pin is worn on the wearer's right side, centered ½ inch above the name tag for current commanders or centered ½ inch below name tag for graduated commanders. If wearing one duty badge with command insignia pin, current commanders) center duty badge ½ inch above command insignia pin. If two duty badges and the (current) command insignia pin are worn together, place command insignia pin ½ inch above name tag and place both duty badges ½ inch above command insignia pin, centered and spaced ½ inch apart. The command insignia pin is mandatory for current commanders on all blue uniforms and may be worn by all eligible commissioned officers in the rank of Colonel (O-6) and below.

9.5. Qualification and Miscellaneous Badges and Patches. Qualification badges and patches are defined as badges and/or patches earned and permanently awarded that reflect special skills that an Airman has demonstrated proficiency or qualification in that complements their primary mission. Wear of other services' qualification badges, if earned and awarded, is authorized. Applicable services' badge color(s) will remain intact as not to lose its' distinction as being awarded from another service. Award criteria for other services' qualification badges will be in accordance with awarding Service's directives (Army MilPERCEN; Navy; BUPERS, etc.). Temporary qualification badges are not authorized for wear on the uniform.

9.5.1. Badges of military societies of the U.S. that honor wars, campaigns or expeditions in which the U.S. was engaged. Authorized for wear only if member is a participant in the awarding society and only while attending functions of the awarding society.

9.5.2. United States Air Force Weapons School (USAFWS) Patch. For specific wear criteria USAFWS patch (graduate or instructor), refer to AFMAN 11-415, *Weapons and Tactics Programs*, [paragraph 6.2](#).

9.6. Additional Badge Information.

9.6.1. Regular and large size occupational badges may not be worn together; **Exception:** Miniature wings may be worn with a regular size occupational badge, or regular size medical badge. A regular size duty badge is not worn with a miniature duty badge.

9.6.2. Only highly polished badges are worn. **Exception:** Oxidized/satin finished "Heritage Wings" may be worn.

9.6.3. Duty badges are available in two sizes; large and miniature.

9.6.4. If authorized, wear only large duty or identification badge(s) on the service dress coat. **Exception:** When a duty badge is only manufactured in one size, wear that size.

9.6.5. If authorized, wear only miniature duty or identification badge(s) on the formal dress coat, mess dress coat and service shirt/blouse. **Exception:** When a duty badge is only manufactured in one size wear that size.

9.6.6. Badges will not be worn on outer garments e.g., overcoats, sweaters and jackets.

9.6.7. Order of precedence. The Presidential Service identification badge has the highest priority of all duty badges. The Vice-Presidential Service identification badge has the second highest priority.

9.6.8. If awarded, the Presidential and/or Vice-Presidential Service badge(s), it will be worn in the position of honor, on the wearer's right side. No other badges will move the Presidential and/or Vice Presidential identification badges from the right side of the uniform.

9.6.9. On all uniform combinations, males wear the missile badge or excellence-in-competition badge on the wearer's left side only.

9.6.10. Females have an option to wear the missile badge or excellence-in-competition badge in two locations. If a duty badge is worn, the missile badge or excellence-in-competition badge is worn on the wearer's left, if no duty badge is worn, the missile badge or excellence-in-competition badge is worn on the wearer's right.

9.6.11. All duty and excellence-in-competition badges are optional.

9.6.12. The Maintenance badge is the core occupational badge for all 2W and 21M AFSCs. Munitions Systems personnel (2W0) and Munitions and Missile Maintenance officers (21M) can also earn and wear the Munitions occupational badge in addition to the Maintenance badge. Both badges must be worn if the member chooses to wear the Munitions badge. If earned and worn, the Munitions badge takes precedence and will be worn over the Maintenance badge. Award criteria can be referenced in the 2W0 and 21M Career Field Education and Training Plans.

9.6.13. The Civil Engineer (CE) badge is the occupational badge for all 3E AFSCs. Explosive Ordnance Disposal (EOD) and Emergency Management (EM) will wear their specific occupational badges in addition to the CE badge. Both badges must be worn if the member chooses to wear the occupational badge. If filling an active EOD or EM billet, the EOD or EM badge takes precedence over the CE badge. The criteria for subsequent awards (senior and master badge) are based on qualification and leadership in EOD tasks in order to more closely align with sister service award criteria and to maintain joint service parity. Award criteria can be referenced in the Career Field Education and Training Plan.

9.6.14. Aiguillettes. Aiguillettes distinguish officer aides and attachés. The aide to the President and Vice President of the US, White House social aides, aides to the Secretary and Deputy Secretary of Defense and aides to foreign heads of state, wear aiguillette on the right; other aides and attachés on the left. See [attachment 7](#) for wear criteria.

9.7. Establishing a New Functional Badge, Duty Identifier Patch or Tab.

9.7.1. Criteria for authority to wear existing badges is determined by the issuing functional communities.

9.7.2. Modifications to existing functional badges/patches and/or creation of new functional badges/patches are submitted by the functional communities. Modifications to existing, and creation of new badges/patches must be coordinated with AF/A1P.

9.7.3. Proposing creation of a new badge, duty identifier patch or tab.

9.7.3.1. The functional community must submit their preliminary design to the Institute of Heraldry. The Institute of Heraldry will review the proposed design to ensure 1) there is no encroachment on existing designs, 2) conformity with textile or metal manufacturing standards, and 3) develop a cost estimate. The Institute of Heraldry will not provide final design or manufacturing drawings until the insignia concept is approved.

9.7.3.2. After the Institute of Heraldry provides their preliminary review/comments on the proposed design, the responsible functional community prepares a staff summary sheet and coordinates the package with other functional communities who will be authorized to wear the new badge, patch or tab (if applicable).

9.7.3.3. Staff package is then coordinated through AF/A1P, AF/A1, CMSAF and SAF/MR, and finally approved by the CSAF.

9.7.3.4. Upon approval, the staff package will be returned to the functional organization requesting the new badge, patch or tab and a copy will be sent to the Institute of Heraldry who will begin the development process.

9.7.3.5. The development cost of the new badge, patch or tab will be funded by the organization requesting the applicable item.

9.7.4. Funding.

9.7.4.1. The Air Force Virtual Uniform Board (AFVUB) will fund SecAF and CSAF directed badge, patch or tab development and changes.

9.7.4.2. Functional community proposing badge, patch or tab development, or changes to their existing badge, patch or tab will fund all costs associated with proposed design and development. **(T-1)**. Organizations will submit a DD Form 448, *Military Interdepartmental Purchase Request*, to the Institute of Heraldry for the amount required for initial development.

Chapter 10

AWARDS AND DECORATIONS

10.1. Wear Instructions.

10.1.1. Wear regular or miniature size medals and ribbons, except for the Medal of Honor (neck decoration).

10.1.2. Do not mix sizes.

10.1.3. Do not wear medals and ribbons on outer garments such as the pullover sweater, the cardigan sweater, the light-weight blue jacket, the leather A-2 flying jacket, the topcoat or the all-weather coat.

10.1.4. Wear only authorized awards and devices, when wearing medals and ribbons.

10.1.5. The lapel of the service coat may cover a portion of the ribbons. **Figure 10.1** shows examples of arrangement of ribbons when the lapel of the service dress coat does and does not cover portions of ribbons, other variations are authorized as needed.

10.2. Foreign Decorations. Foreign decorations are those proffered by foreign governments such as ribbons, medal devices, badges, sashes or neck-type decorations.

10.2.1. AFMAN 36-2806, specifies how to accept foreign decorations and the authority required for award acceptance by Air Force members.

10.2.2. Upon approval, foreign decoration wear criteria depends on the type of device the decoration represents. **Note: Also see AFMAN 36-2806 for wear policy that may apply to Airman's specific decoration.**

10.2.2.1. Wear sash, sunburst or neck-type foreign decorations with the formal dress uniform only, according to the customs of the awarding nation. Wear only one type at a time.

10.2.2.2. Wear medals and ribbons on the semi-formal, ceremonial, and service uniforms when they are the same size as Air Force medals and ribbons.

10.2.2.3. Foreign badges. Aviation, medical insignia and parachutist badges are the only foreign badges authorized to be worn on Air Force uniforms on a daily basis, CONUS or OCONUS. Do not wear foreign aviation badges unless wearing a U.S. aviation badge.

10.2.2.4. Wear badges or miniature medals on the formal dress or mess dress uniforms. Wear only one foreign badge.

10.2.3. Do not wear foreign decorations unless wearing other US military decorations and service medals.

10.2.4. When authorized more than one decoration, wear them in the order earned.

10.2.5. If authorized more than one foreign decoration from the same country, wear them in the order the country prescribes.

10.2.6. On special occasions and as a matter of courtesy to a given country, Airman may wear the decorations of that country ahead of all other foreign decorations.

10.3. Non-Air Force Service Awards. ANG members wear state decorations when serving in state status, but not while on federal active duty.

10.3.1. Wear other military service department awards not included in [paragraph 12.5](#) below in the order the awarding Service prescribes.

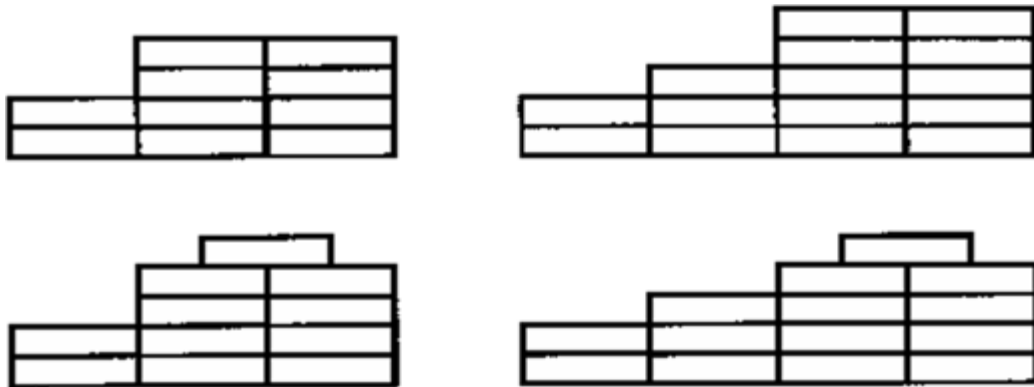
10.3.2. Air Force awards take precedence over equal awards from other Services.

10.3.3. Wear awards for wars, campaigns and expeditions in the order earned.

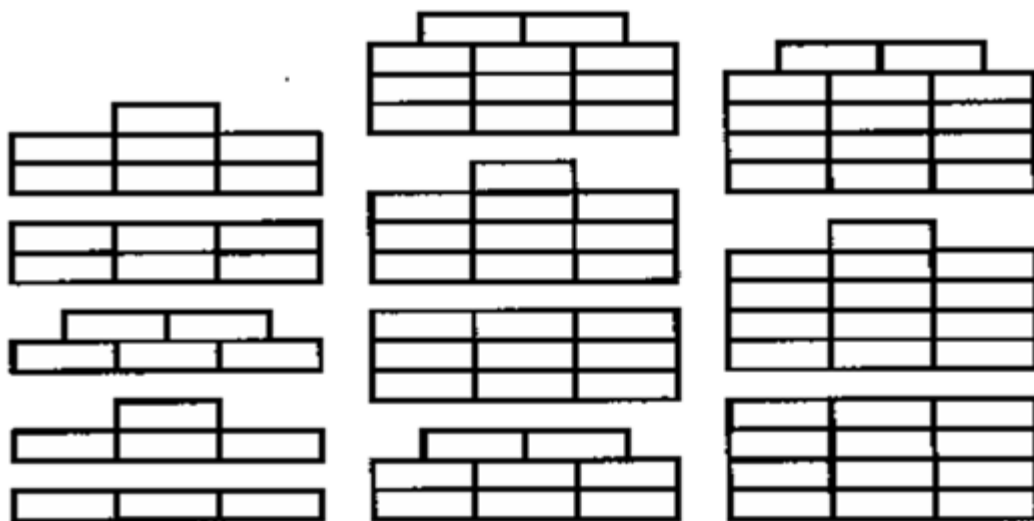
10.3.4. The Army Valorous Unit and Meritorious Unit Commendation awards are larger than Air Force ribbons. When members wear these awards (Army version) with their Air Force ribbons, they must purchase ribbons that are the same size as their Air Force ribbons.

10.4. Wear of Awards and Decorations by Retirees and Honorably Discharged Veterans. Retired and honorably discharged Air Force members may wear full-size or miniature medals on civilian suits on the appropriate occasions such as Memorial Day and Armed Forces Day. Female members may wear full-size or miniature medals on equivalent dress. See paragraphs [11.4](#) through [11.5](#).

Figure 10.1. Arrangement of Ribbons (Examples only, other variations authorized as needed).



NOTE: Variations of ribbon placement when lapel of service dress coat covers portions of ribbons.



NOTE: Variations of ribbons when lapel of service dress coat does not cover ribbons or when wearing ribbons on other service uniforms.

10.5. Description of Medals and Ribbons. Miniature medals are approximately $\frac{1}{2}$ the size of regular medals. **Note:** The Medal of Honor is always regular size. Regular-size ribbons are $1\frac{3}{8}$ x $\frac{3}{8}$ inches and miniature ribbons are $1\frac{1}{16}$ x $\frac{3}{8}$ inches.

- 10.5.1. Affix ribbons to the uniform using a detachable, metal or plastic clip device.
- 10.5.2. Keep ribbons clean and unfrayed.
- 10.5.3. Ribbons will not have a visible protective coating.
- 10.5.4. There is no space between the rows of ribbons.

10.6. Devices on Medals and Ribbons. Wear a maximum of four devices on each ribbon.

10.6.1. Wear regular devices on regular medals and regular ribbons. Wear all the same size devices.

10.6.2. Wear miniature devices on miniature medals and miniature ribbons. Wear all the same size devices.

10.6.3. Replace the bronze device with a silver device after receipt of the fifth bronze device.

10.6.4. Place silver devices to the wearer's right of bronze devices.

10.6.5. Place clusters horizontally and tilt slightly downward to the wearer's right to allow maximum number of clusters and other devices on the ribbon. Tilt all or none.

10.6.6. On medals, place clusters vertically with silver clusters and stars above similar bronze devices.

10.6.7. If all authorized devices do not fit on a single ribbon, wear a second ribbon. Wear a minimum of three devices on the first ribbon before wearing a second ribbon. When wearing the second ribbon, place after the initial ribbon (on wearer's left). Both ribbons count for one award. If future awards reduce devices to a single ribbon, remove the second ribbon.

10.6.8. Methods of affixing devices on medals and ribbons.

10.6.8.1. A separate device. When affixing separate devices to a ribbon, center device and space equally.

10.6.8.2. Single-constructed devices (two or more devices manufactured together). If using single-constructed device on one ribbon, use same size device on all ribbons. Separate devices if the combination of devices authorized is not available as a single-constructed device. In this event, place the device close to one another so they give the appearance of a single-constructed device as long as the devices are the same; i.e., bronze cluster and silver cluster.

10.6.8.3. Wear only separate devices on medals. Wear maximum of four unless wearing more prevents adding a second medal. Place silver clusters, stars, etc., above similar bronze devices.

10.6.8.4. Wear ribbons awarded by other Services with appropriate devices that Service authorized.

10.6.9. Types of devices.

10.6.9.1. Airplane, C-54 (Gold). The device is only worn with the Army of Occupation Medal to denote service of 90 consecutive days in direct support of the Berlin Airlift (June 26, 1948 to Sept 30, 1949).



10.6.9.2. Arrowhead, (Bronze). The arrowhead denotes participation in a combat parachute jump, combat glider landing or amphibious assault landing. The arrowhead points up and is worn to the wearer's right of any service stars. The device is only worn on the European-African-Middle Eastern Campaign Medal, the Asiatic-Pacific Campaign Medal and the Korean Service Medal.



10.6.9.3. Antarctica Service Medal Clasp and disc. The Antarctica Service Medal Clasp, with the words "Wintered Over," is only worn on medal's suspension ribbon. The discs are authorized for people who stayed on the continent during winter. They are worn on the service ribbon in the same manner as the clasps. Bronze - 1 winter, Gold – 2 winters, Silver – 3 winters.



10.6.9.4. Germany and Japan Clasps. Clasps authorized for wear on the Army of Occupation Medal. The inscriptions "Germany" or "Japan" signify in what area of occupation recipient served.



10.6.9.5. "A" Device. The "A" device or Arctic Service Device, when worn with oak leaf clusters, is worn to the wearer's right of such clusters. The device is worn only with the Air Force Overseas Ribbon Short Tour and is authorized for people who completed a short tour north of the Arctic Circle.



10.6.9.6. "M" Device. The "M" device is only worn with the Armed Forces Reserve Medal to denote active duty status for at least one day during a contingency.



10.6.9.7. Numeral Device (Bronze). When worn on the Multinational Force & Observation Medal or Army Air Medal, the device denote repeated decorations of the same award and appears as Arabic block numerals on the medal or ribbon. When worn on the

Armed Forces Reserve Medal, the device denotes the number of times mobilized for active duty.



10.6.9.8. Hourglass Device. The hourglass is only worn with the Armed Forces Reserve Medal in bronze for 10 years of service, silver for 20 years of service and gold for 30 years of service.



10.6.9.9. Bronze and Silver Stars. The bronze service star represents participation in campaigns or operations multiple qualifications or an additional award to any of the various ribbons on which it is authorized. The silver service star is worn in the same manner as the bronze star, but each silver star is worn in lieu of five bronze stars. When worn together on a single ribbon, the silver star(s) will be worn to the wearer's right of any bronze star(s).



10.6.9.10. Bronze and Silver Oak Leaf Clusters. The bronze oak leaf cluster represents second and subsequent entitlements of awards. The silver oak leaf cluster represents sixth, 11th, etc., entitlements of in lieu of five bronze oak leaf clusters. Silver oak leaf clusters are worn to the wearer's right of any bronze oak leaf clusters on the same ribbon.



10.6.9.11. Palm Tree with Swords. The device is awarded to Airman who performed duty in support of Operation Desert Storm and the liberation of Kuwait, in the following areas: The Persian Gulf, the Red Sea, the Gulf of Aden, Iraq, Kuwait, Saudi Arabia, Oman, Bahrain, Qatar and the United Arab Emirates, between 17 January 1991 to 28 February 1991. The device is only worn on the Kuwait Liberation Medal (Saudi Arabia).



10.6.9.12. 1960 Bar Date. The bar displays the date of 1960 followed by a dash and a blank space. The device is issued with the Vietnam Campaign Medal.



10.6.9.13. Palm, (Bronze). The bronze palm device is worn upon initial issue of the Vietnam Gallantry Cross Unit Citation and the Vietnam Civil Actions Unit Citation.



10.6.9.14. The Gold Border. The gold border/frame is a device for ribbon awards only. Gold borders are not authorized to be attached to medals. Gold border awarded to Airman who participate in combat operations in a designated combat zone.



10.6.9.15. “V” Device. The “V” device represents valor. Effective 7 January 2016, the “V” device may only be authorized on the Distinguished Flying Cross, Bronze Star Medal, Air Medal, and Air Force Commendation Medal. **(Exception: “V” devices awarded on other medals prior to 7 January 2016 are still authorized for wear.)** The “V” device is not authorized on any other ribbon or medal. When worn alone the device will be centered on the ribbon. When worn on the same ribbon with oak leaf clusters, it is worn to the wearer’s right of oak leaf clusters.



10.6.9.16. “N” Device. The “N” device is worn on the Nuclear Deterrence Operations Service Medal. See AFMAN 36-2806 for device eligibility. Only one “N” device will be worn regardless of number of qualifying assignments. When worn alone, the device will be centered on the ribbon. When worn with oak leaf clusters it will be worn to the wearer’s right of the oak leaf clusters on the ribbon.



10.6.9.17. “C” Device. The “C” device was established to distinguish an award earned for exceptionally meritorious service or achievement performed under combat conditions on or after 7 January 2016. It is worn on the Distinguished Service Medal, Legion of Merit, Distinguished Flying Cross, Air Medal, Air Force Commendation Medal, and Air Force Achievement Medal. It is not authorized on any other ribbon or medal. When worn alone, the device will be centered on the ribbon. When worn with oak leaf clusters it will be worn to the wearer’s right of the oak leaf clusters on the ribbon.



10.6.9.18. “R” Device. The “R” device was established to distinguish an award earned for direct hands-on employment of a weapon system that had direct and immediate impact on a combat operation or other military operation on or after 7 January 2016. It is worn on the Legion of Merit, Meritorious Service Medal, Air Force Commendation Medal and Air Force Achievement Medal. It is not authorized on any other ribbon or medal. When worn alone, the device will be centered on the ribbon. When worn with oak leaf clusters it will be worn to the wearer’s right of the oak leaf clusters on the ribbon.

R

10.6.9.19. Multiple “V”, “C”, and then “R” Devices. Center multiple devices on the ribbon in order of precedence (“V”, “C”, and then “R”) from the wearer’s right of oak leaf clusters.

Figure 10.2. Example of “V”, “C” and “R” Devices Color and Wreath Design Denotes Multiple Occurrences of Award.

1 ST AWARD - BRONZE V, C, R ONLY	
2 ND AWARD – SILVER V, C, R ONLY	
3 RD AWARD - GOLD V, C, R ONLY	
4 TH AWARD – BRONZE WITH WREATH	
5 TH AWARD – SILVER WITH WREATH	
6 TH AWARD – GOLD WITH WREATH	

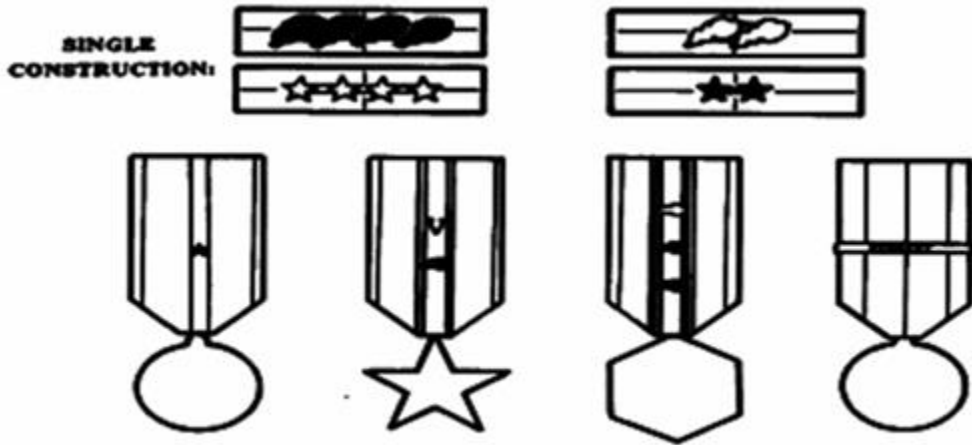
Note: If type of award (MSM, AFCM etc.) changes the device will revert back to bronze.

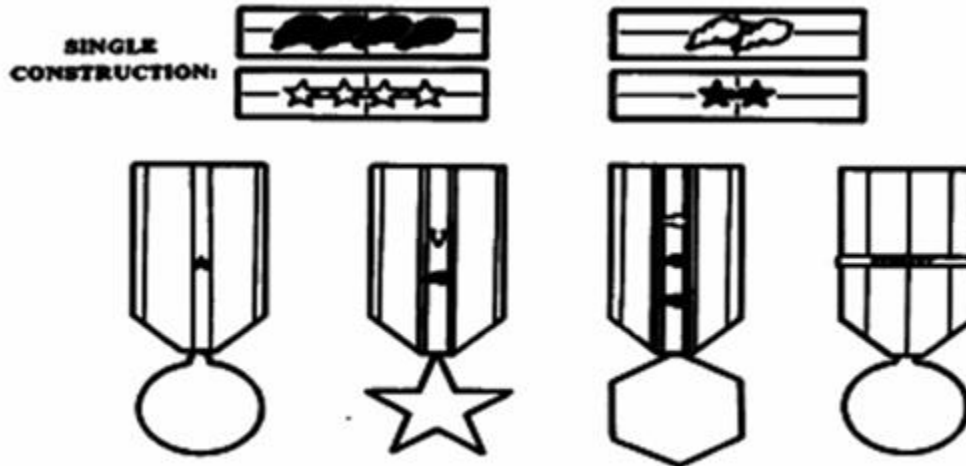
Figure 10.3. Placement of Devices on Medals and Ribbons.

SEPARATE DEVICES:



SINGLE CONSTRUCTION:



SEPARATE DEVICES:**SINGLE CONSTRUCTION:****10.7. Placement of Medals on Civilian Dress Coat or Jacket.**

10.7.1. Civilian Evening Dress (men). Wear miniature medals parallel to the ground on wearer's left side of coat or jacket and align the top of the suspension medal of the top row with (not above) the top of the pocket.

10.7.2. Civilian Black Tie. Wear miniature medals parallel to the ground on wearer's left side of coat or jacket and center the holding bar of the bottom row of medals immediately above the pocket.

10.7.3. Wear of miniature medals is designed for a mounting bar.

10.7.4. Do not wear pocket-handkerchief, when wearing medals above the left pocket.

10.7.5. The Medal of Honor is worn in regular-size only, from the neckband ribbon.

10.7.5.1. Place the ribbon around the neck outside the shirt collar and inside the coat or jacket collar.

10.7.5.2. Wear authorized foreign neck decorations beneath the Medal of Honor.

Chapter 11

RESERVE, AIR NATIONAL GUARD, RETIRED AND SEPARATED PERSONNEL

11.1. Reserve Personnel.

11.1.1. Reservists on active duty will conform to the same standards of appearance, military customs, practices and conduct in uniform prescribed for active duty members when participating in short or long (extended) periods of active duty, to include active duty training time. **(T-1)**.

11.1.2. Reservists not on extended active duty.

11.1.2.1. Residing in the U.S., its territories or possessions.

11.1.2.1.1. May wear the uniform when participating in authorized inactive duty training, unit training assemblies or equivalent training.

11.1.2.1.2. May wear the uniform when engaged in military flying activities, including traveling as a passenger on military aircraft.

11.1.2.1.3. May wear the uniform on occasions of military ceremonies.

11.1.2.1.4. May wear the uniform to social functions and informal gatherings of a military nature.

11.1.2.1.5. May wear the uniform when engaged in military instruction.

11.1.2.1.6. May wear the uniform when responsible for military discipline at an educational institution.

11.1.2.2. Residing outside the U.S., its territories or possessions.

11.1.2.2.1. May wear the uniform when authority is granted by the Secretary of the Air Force.

11.1.2.2.2. May wear the uniform at military ceremonies or other functions of a military nature, provided authority is granted; such authority may be obtained by reporting to the nearest military attaché.

11.1.3. An Airman with the AFR commission program may wear the uniform of his/her Reserve rank when attending meetings or functions of associations formed for military purposes (membership will be mostly officers or former officers).

11.2. Air National Guard (ANG) Personnel.

11.2.1. ANG members on active duty will conform to the same standards of appearance, military customs, practices and conduct in uniform prescribed for active duty members when participating in short or long (extended) periods of active duty, to include active duty training time. **(T-1)**.

11.2.2. ANG technicians shall wear the uniform appropriate for the member's grade according to ANG regulations while performing duties as a military technician (dual status). Guard members do not receive a uniform allowance for voluntarily wearing the uniform.

11.2.3. State-appointed ANG officers without federal recognition do not wear the uniform or any distinctive uniform item. Newly appointed ANG officers granted temporary recognition by a federal recognition board wear the uniform.

11.2.4. Enlisted ANG members wear the uniform on enlistment.

11.2.5. Upon written request of the governor and the consent of the CSAF, the Chief of the National Guard Bureau authorizes a state adjutant general, who holds a federally commissioned status in the Air Force, to wear the rank insignia of his or her state-appointed rank while occupying the federally recognized position on the state headquarters unit manning documents, provided that rank does not exceed Major General.

11.3. Air Reserve Technician. Will wear the uniform while performing duties in civil service status as an Air Reserve technician. **(T-1).**

11.4. Retired Personnel.

11.4.1. Retirees may wear the authorized uniform prescribed at the date of member's retirement or any of the uniforms authorized for current active duty personnel, including the dress uniforms. Do not mix uniforms.

11.4.2. Retirees who had an assignment prior to retirement that included command at squadron, group or wing level are authorized to wear the Command insignia pin on the left lapel.

11.4.3. If member's last assignment prior to retirement was a First Sergeant and/or Command Chief, the member is authorized to wear appropriate chevrons in all instances the uniform is worn. Retired CMSgts, whose last assignment was not as a Command Chief but who honorably completed a Command Chief tour may request an exception to policy IAW AFI 36-2109, to wear the Command Chief Chevron in all instances where the wear of the uniform is appropriate.

11.4.4. Retirees may wear the retired lapel pin on civilian and/or military attire. The retired lapel pin is placed on the left lapel. If member is authorized to wear the Command insignia pin, it is placed on the left lapel of civilian attire, below the retired lapel pin.

11.4.5. May wear full-size or miniature medals on civilian suits or equivalent dresses on appropriate occasions such as Memorial Day and Armed Forces Day.

11.4.6. May wear the uniform at occasions of military ceremonies.

11.4.7. May wear the uniform at military funerals, weddings, memorial services and inaugurals.

11.4.8. May wear the uniform at patriotic parades on national holidays, other military parades or ceremonies in which any active or Reserve U.S. Military unit is taking part.

11.4.9. May wear the uniform at educational institutions when engaged in giving military instructions or responsible for military discipline.

11.4.10. May wear the uniform at social or other functions when the invitation has been influenced by the member's active military service.

11.4.11. May wear the uniform when traveling to or from any function listed above when travel is within 24 hours of the scheduled function.

11.5. Medal of Honor Recipients. May wear the uniform at any time **Chapter 1** does not prohibit wear.

11.6. Separated Personnel.

11.6.1. Honorably discharged Air Force personnel (including service with an air component of the Army before the Air Force was established) may wear the authorized uniform prescribed at the date of member's discharge or any of the uniforms authorized for current active duty personnel, including the dress uniforms. Do not mix uniforms.

11.6.1.1. Honorably discharged members who served during World War II wear the Honorable Discharge Emblem on the left lapel.

11.6.1.2. May wear full-size or miniature medals on civilian suits or equivalent dresses on appropriate occasions such as Memorial Day and Armed Forces Day.

11.6.1.3. May wear the uniform at military funerals, memorial services and inaugurations.

11.6.1.4. May wear the uniform at patriotic parades on national holidays, other military parades or ceremonies in which any active or Reserve U.S. Military unit is taking part.

11.6.1.5. May wear the uniform on any occasion recognized by the Secretary of Defense in DoDI 1334.1 or when authorized by law.

11.6.2. Discharged Air Force personnel may wear the authorized uniform from place of discharge to home, within three months after discharge. The member will wear the highest rank authorized on date of separation. **(T-1)**. Do not mix uniforms.

11.6.2.1. Installation Commanders authorize such separatees to use military clothing sales stores (MCSS) to purchase uniforms and accessories required for special occasion such as military funerals, parades or other ceremonies.

11.6.2.2. Separatees purchase only the service dress or mess dress uniforms and accessories.

11.6.2.3. Separatees may not purchase items commonly available from commercial sources. MCSS establish adequate controls over quantities of uniform items each separatee purchases.

11.6.2.4. Commanders ensure separatees present proof of honorable discharge or under honorable conditions and know current uniform and grooming standards.

Chapter 12

UNIFORM POLICY CHANGES

12.1. Supplements. MAJCOMs may supplement this publication. Organizations not reporting to a MAJCOM may supplement this publication. Changes to this publication will be updated in supplements to this publication within 180 days IAW DAFI 33-360.

12.2. Air Force Virtual Uniform Board (AFVUB). Uniform Change Requests (UCRs) will be submitted through the Air Force Airmen Powered by Innovation Program. Submissions that are recommended for the AFVUB consideration will be reviewed by the AFVUB which consists of the following members: AF/A1, CMSAF, representative from each Air Staff Directorate and each MAJCOM. Board recommendations are submitted to the CSAF for final decision. Approved changes will be made via an Air Force Guidance Memorandum, an Interim Change or AFI re-write.

12.2.1. The AFVUB Process.

12.2.1.1. UCRs must be submitted via the Airmen Powered by Innovation Program.

12.2.1.2. Each UCR may only have one uniform proposal. Every proposed change or new item element must be its own individual UCR.

12.2.1.3. UCRs must not duplicate or propose a similar recommendation as another UCR from the same Uniform Board session.

12.2.1.4. The Air Force Manpower Agency (AFMA) will determine eligibility on all UCRs, by eliminating exact duplications. AFMA will forward UCRs to AF/A1PA for considerations.

12.2.1.5. UCRs determined eligible for consideration by AF/A1PA will be forwarded to a group of advisors, consisting of representatives from the Defense Logistics Agency-Troop Support Philadelphia, the Army Air Force Exchange Service (AAFES), Air Force Uniform Office, and the Air Force Materiel Support Division. These advisors are responsible for determining if there is a capability to support a recommendation or to make it a reality over time.

12.2.1.6. After the advisor's initial review and comments, the UCRs and advisor's comments are forwarded to the MAJCOMS/DRU/FOAs. MAJCOM/DRU/FOAs recommend which UCRs will be forwarded to the AFVUB for consideration.

12.2.1.7. After MAJCOM/DRU/FOA recommendations, the UCRs are then consolidated and quality reviewed prior to forwarding to the AFVUB. The AFVUB evaluates each UCR and makes recommendations to the CSAF.

12.2.2. New UCRs submitted after the cut-off date and/or during an active AFVUB being convened will be held over and considered by the next AFVUB.

12.2.3. All UCRs are considered outside the submitter(s) job responsibility.

12.2.4. Submitters do not retain ownership rights for UCRs.

12.2.5. General responsibilities and authorities:

12.2.5.1. AF/A1 administers the change process through the AFVUB, serves as AFVUB chairperson, establishes military dress and appearance policies, and establishes uniform clothing allowance.

12.2.5.1.1. Notifies Air Force Acquisitions, (SAF/AQ) and HAF, Logistics, Engineering and Force Protection Directorate (AF/A4) of recommendations approved by the Chief of Staff that require follow-up.

12.2.5.1.2. Coordinates with the Institute of Heraldry to design and develop badges and insignia resulting from the AFVUB.

12.2.5.2. SAF/AQ monitors the acquisition process and provides the assistance necessary to meet the requirements of DoD and Air Force acquisition directives.

12.2.5.3. HAF Directorate of Logistics (AF/A4L) monitors the supply and establishes up-front Defense Personnel Support Center (DPSC) procurement funding policies in conjunction with Air Staff and MAJCOM functional managers.

12.2.5.4. Air Force Materiel Command (AFMC) acquires new uniform items for the inventory, monitors the supply and provides a HQ AFMC focal point to manage the acquisition process.

12.2.5.5. Army and Air Force Exchange Service (AAFES), through local Military Clothing Sales Stores, distribute uniform clothing apparel and accessories. AAFES and AF/A4L will establish a memorandum of understanding to document uniform clothing procurement and sales policies.

12.2.5.6. Defense Logistics Agency – Troop Support, as part of the Defense Logistics Agency, procures, stores, and supplies wholesale stocks of clothing and textile materials.

12.3. Out-of-Cycle Request. Out-of-cycle requests are requests received from MAJCOM Commanders and 2-digit Air Staff/Secretariat Principals. Requests are submitted via an electronic Staff Summary Sheet to the AF/A1PA Workflow Box usaf.pentagon.af-a1.mbx.af-a1pa-workflow@mail.mil for processing. Changes will either be reviewed by the AF/A1 or CSAF for a final decision. Approved changes will be made via policy message until an Interim Change or re-write is published.

12.4. Functional Authority. Changes impacting Air Force uniforms by either removing or replacing a uniform item with a functional clothing item will receive coordination from the AF/A1 prior to approval.

12.5. Exception to Policy. All exception to policy requests will be submitted through MAJCOM/A1 channels (chain of command) to the AF/A1PA Workflow Box usaf.pentagon.af-a1.mbx.af-a1pa-workflow@mail.mil for processing.

12.6. Air Force Academy Uniform Board. The Superintendent, United States Air Force Academy (USFA), appoints an Air Force Academy Cadet Uniform Board to review all proposed changes to Air Force cadet and preparatory school student uniforms. The Superintendent may approve changes regarding USFA cadet and preparatory student uniform accessories and insignia, but must send other proposed changes to the CSAF, for final approval. Proposed changes to the standard Air Force uniform or wear criteria are submitted directly to the AFVUB.

12.7. Test Uniforms. Airmen wear test uniform items as part of an AF/A1 or Air Force Life Cycle Management Center authorized test program. Individuals, units, groups, wings, etc. are not authorized to initiate test programs for uniform items. Unless otherwise directed, Airmen may wear test uniform items provided for Air Force use after the test period. AF/A1 determines which individuals, units, or commands will test new uniform items.

JOHN A. FEDRIGO
Principal Deputy Assistant Secretary of the Air
Force
(Manpower and Reserve Affairs)

Attachment 1**GLOSSARY OF REFERENCES AND SUPPORTING INFORMATION*****References***

AFPD 36-29, *Military Standards*, 11 April 2019

DoDI 1300.17, *Religious Liberty in the Military Services*, 1 Sep 2020

DoDI 5400.11, *DoD Privacy and Civil Liberties Programs*, 29 January 2019

AFI 33-322, *Records Management and Information Governance Program*, 23 March 2020

DAFI 33-360, *Publications and Forms Management*, 1 December 2015

Title 10 USC Section 772, *When wearing by persons not on active duty authorized*

Title 10 USC Section 777, *Wearing of insignia of higher grade before promotion (frocking): authority: restrictions*

Department of Defense (DoD) foreign clearance guide, <https://www.fcg.pentagon.mil/fcg.cfm>

AFI 36-3012, *Military Entitlements*, 23 August 2019

AFI 23-101, *Materiel Management Policy*, 22 Oct 2020

AFI 34-1201, *Protocol*, 9 June 2017

AFMAN 36-2136, *Reserve Personnel Participation*, 6 September 2019

AFMAN 36-2806, *Awards and Memorialization Program*, 10 June 2019

AFI 38-101, *Manpower and Organization*, 29 August 2019

AFMAN 11-415, *Weapons and Tactics Programs*, 13 September 2019

AFI 36-2109, *Chief Master Sergeant of the Air Force, Senior Enlisted Leadership Management and Air Force Association Enlisted Council*, 5 January 2021

AFI 36-2113, *The First Sergeant*, 11 June 2020

DoDI 1334.1, *Wearing of the Uniform*, 13 July 2021

Title 10 USC Section 1126, *Gold star lapel button: eligibility and distribution*

T.O.14P3-1-112, *Maintenance Instructions Nomex Flight Gear, Coveralls, Gloves and Jacket*

DAFMAN 11-401, *Aviation Management*, 27 October 2020

DAFI 21-101, *Aircraft and Equipment Maintenance Management*, 16 January 2020

DAFI 31-101, *Integrated Defense (ID)*, 25 Mar 20

AFMAN 11-402, *Aviation and Parachutist Service*, 24 January 2019

AFMAN 11-202V3, *Flight Operations*, 10 June 2020

Title 42 USC Section 2000bb-1, *Free exercise of religion protected*

Prescribed Forms

AF Form 4428, *Tattoo Screening/Verification*

Adopted Forms

DD Form 448, *Military Interdepartmental Purchase Request*

AF Form 847, *Recommendation for Change of Publication*

Acronyms and Abbreviations

2PFDU—2 Piece Flight Duty Uniform

AAFES—Army and Air Force Exchange Services

ABU—Airman Battle Uniform

AETC—Air Education and Training Command

AF—Air Force

AFI—Air Force Instruction

AFMAN—Air Force Manual

AFMA—Air Force Manpower Agency

AFMC—Air Force Material Command

AFOSI—Air Force Office of Special Investigations

AFPC—Air Force Personnel Center

AFPD—Air Force Policy Directive

AFR—Air Force Reserve

AFRC—Air Force Reserve Command

AFSC—Air Force Specialty Code

AFVUB—Air Force Virtual Uniform Board

ANG—Air National Guard

APECS—All-Purpose Environmental Clothing System

BMT—Basic Military Training

CC—Commander

CCMD—Combatant Command

CCT—Combat Control Team

CMSAF—Chief Master Sergeant of the Air Force

CONUS—Continental United States

CRO—Combat Rescue Officer

CSAF—Chief of Staff of the Air Force

CWAS—Cold Weather Aviation System
DAFI—Department of the Air Force Instruction
DFDU—Desert Flight Duty Uniform
DoD—Department of Defense
DoDI—Department of Defense Instruction
DRU—Direct Reporting Unit
DSD—Developmental Special Duty
ECWCS—Extended Cold Weather Clothing System
EOD—Explosive Ordnance Disposal
EM—Emergency Management
FDU—Flight Duty Uniform
FOA—Field Operating Agency
HAF—Headquarters Air Force
HHQ—Higher Headquarters
IAW—In Accordance With
IRS—Improved Rain Suit
JCS—Joint Chiefs of Staff
MAJCOM—Major Command
MDU—Maintenance Duty Uniform
MCSS—Military Clothing Sales Store
NAF—Numbered Air Force
NATO—North Atlantic Treaty Organization
NGB—National Guard Bureau
OCONUS—Outside the Continental United States
OCP—Operational Camouflage Pattern
OPR—Office of Primary Responsibility
OSD—Office of the Secretary of Defense
OTS—Officer Training School
PAFSC—Primary Air Force Specialty Code
PME—Professional Military Education
PTG—Physical Training Gear
RABU—Ripstop Airman Battle Uniform

RegAF—Regular Air Force
ROTC—Reserve Officer Training Corps
SecAF—Secretary of the Air Force
SEI—Special Experience Identifier
SERE—Survival, Evasion, Resistance, and Escape
SF—Security Forces
SNCO—Senior Non-Commissioned Officer
STO—Special Tactics Officer
TACP—Tactical Air Control Party
T.O.—Technical Order
UCMJ—Uniform Code of Military Justice
UCR—Uniform Change Request
UN—United Nations
US—United States
USAF—United States Air Force
USAFA—United States Air Force Academy
USC—United States Code
USSF—United States Space Force

**Attachment 2
RANK INSIGNIA**

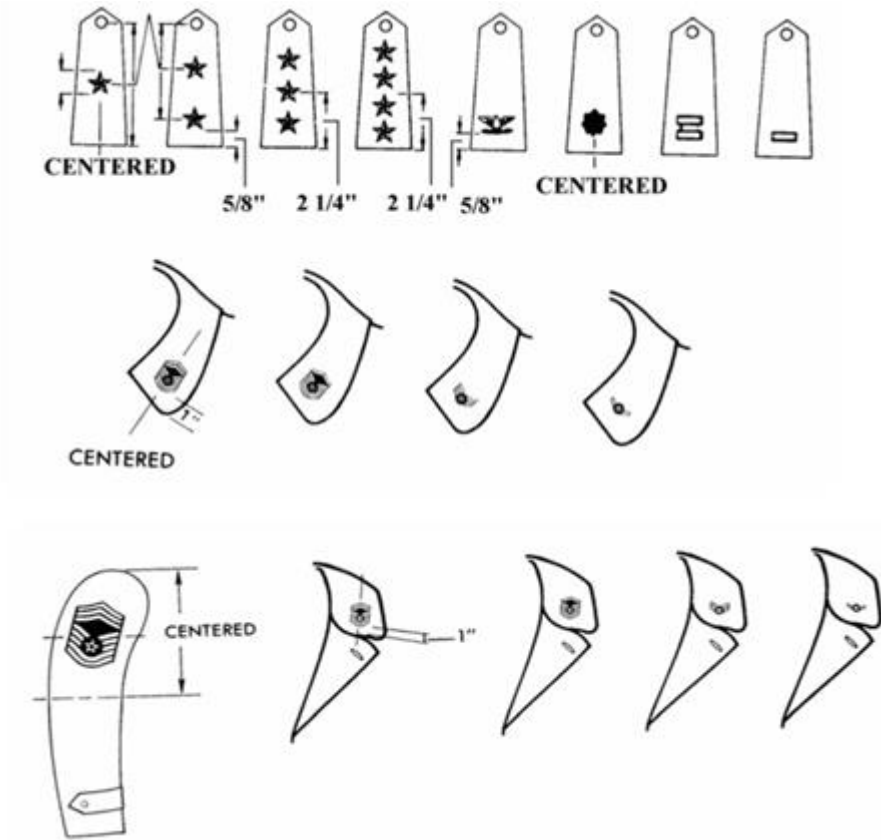
Figure A2.1. OFFICER.



Figure A2.2. ENLISTED.



Figure A2.3. Proper Placement of Officer and Enlisted Rank Insignia.



Attachment 3**GOLD STAR LAPEL BUTTON AND NEXT OF KIN LAPEL BUTTON WEAR**

A3.1. Gold Star Lapel Button. In accordance with Title 10 United States Code Section 1126, Airmen issued a gold star lapel button, as described in the Code of Federal Regulation, Title 32, Chapter V, Section 578.63 are authorized to wear the button on all Air Force dress uniform coats, i.e. formal, semi-formal mess and service dress. Center the lapel button below the U.S. insignia on the widest portion of the left lapel of the service coat. If authorized to wear the retired lapel pin in addition to the gold star lapel button center the gold star lapel button as indicated above then place the retired lapel pin side-by-side with a ¼-inch space between the two. The retired lapel pin will be placed to the inside of the gold star lapel button. If authorized the gold star lapel button and the next of kin lapel button they will be worn side by side as indicated above, there is no order of precedence between the buttons. Wear button(s) center on left lapel of the mess dress coat and even with top row of medal(s).

A3.2. Next of Kin Lapel Button. In accordance with 10 USC § 1126, Airmen issued a next of kin lapel button, as described in the Code of Federal Regulation, Title 32, Chapter V, Section 578.63 are authorized to wear the button on all Air Force dress uniform coats, i.e. formal, semi-formal, mess and service dress. Center the lapel button below the U.S. insignia on the widest portion of the left lapel of the service coat. If authorized to wear the retired lapel pin in addition to the next of kin lapel button center the next of kin lapel button as indicated above then place the retired lapel pin side-by-side with a ¼ inch space between the two. The retired lapel pin will be placed to the inside of the next of kin lapel button. If authorized the gold star lapel button and the next of kin lapel button they will be worn side by side as indicated above, there is no order of precedence between the buttons. Wear button(s) center on left lapel of the mess dress coat and even with top row of medal(s).

Figure A3.1. Gold Star Lapel Button and Next of Kin Lapel Button.



Gold Star Lapel Button



Next of Kin Lapel Button

Figure A3.2. Gold Star Lapel Button on Service and Mess Dress Coat Lapel.



Attachment 4

PAST, PRESENT AND FUTURE PHASEOUT DATES FOR UNIFORM ITEMS

Table A4.1. Past, Present and Future Phaseout Dates for Uniform Items.

Fourrageres	1 January 1993
White Ceremonial Dress Uniform	1 March 1993
Two-line Name Tags	31 October 1993
Blue Ceremonial Dress Uniform	1 August 1994
Blue Beret	30 September 1994
Maternity Smock	30 September 1994
Blue Formal Dress Headgear	30 September 1994
Olive Green T-shirts	1 October 1994
Satin/oxidized US insignia	1 June 1995
US Insignia with Circle (Note: Phased back in 1 January 2007 for enlisted only)	1 June 1995
Service Dress Copat, Shade 1549	30 September 1996
Officers Service Dress Coat, Shade 1620 with Officer Sleeve Rank & no Epaulets	30 September 1996
Long- and Short-Sleeved Blouse with Fly-Front Closure With Rounded Collar	1 January 1997
OG 107/507 Field Jacket	1 January 1997
Embroidered Badges and Specialty Insignia Worn on Dress Uniform Combinations	1 October 1997
BDU Aircrew Style Name Patch	1 October 1997
Women's Service Dress Hat (Blue and White)	1 October 1997
Men's and Women's Single-Breasted All Weather Coat	1 March 1998
Satin and Oxidized finish Belt Tip and Buckle	1 October 1998
Satin and Oxidized Finish Badges and Specialty Insignia, Regular & Miniature	1 October 1998
Service Dress Coat, Shade 1598 (Polyester Double-Knit)	30 September 1999
Service Dress Coat, Shade 1608 (Polyester Wool Tropical)	30 September 1999
Women's Ruffled Mess Dress Blouse	1 January 2000
SNCO shoulder boards on blue shirts(SNCO shoulder boards may only be worn on sweaters; Junior NCO's and Airmen will continue to use pin on rank on sweaters)	1 August 2006
34M and 37F Legacy badges	1 August 2009
Name tag on Pullover Sweater (100% Wool & 50% acrylic/50% wool)	5 October 2009
Metal rank worn by enlisted Airman on light-weight blue jacket	1 January 2010

100% Wool Pullover Sweater	1 October 2010
2EXXX, 3AXXX and 3CXXX Legacy badges	1 October 2010
Green fleece outer garment w/o name, service designator & rank	1 October 2010
Black fleece	1 October 2010
Gray Scarf	31 December 2010
Scarves, Gloves, Mittens, Earmuffs (Gray and Dark Blue)	31 December 2010
White Cardigan Sweater	31 December 2010
33S Legacy badges	1 October 2011
Battle Dress Uniform (BDU)	1 November 2011
Desert Camouflage Uniform	1 November 2011
Black t-shirt	1 November 2011
Black Combat Boots (still authorized w/ blue uniforms)	1 November 2011
Tan boots with ABU (outside Theater of Operations)	1 November 2011
ABU Utility Uniform	1 April 2021

Attachment 5**AF FORM 4428, TATTOO SCREENING/VERIFICATION COMPLETION
INSTRUCTIONS****A5.1. SECTION I, AIRMAN:**

A5.1.1. Fill in items A, B, and C with the member's information.

A5.2. SECTION II, IDENTIFICATION:

A5.2.1. Commander indicates tattoo/brand/body marking(s) with a number on body diagram, enters number, location, description on chart below and has member initial each.

A5.2.2. Commanders photograph and describe tattoo(s)/brand(s)/body marking(s) and complete the corresponding blocks below with number, location and complete description of the documented tattoo, ensure member initials each corresponding tattoo block. (Photo(s) filed with form in Airman's record.)

**A5.3. SECTION II, TATTOO/BRAND/BODY MARKING IDENTIFICATION
OVERFLOW:**

A5.3.1. Utilize for additional Tattoo/brand/body marking identification information

A5.4. SECTION IV, INITIAL CERTIFICATION:

A5.4.1. Member must initial both statements of understanding.

A5.4.2. Select a date, enter the airman's name and rank/grade. Afterwards, the member must sign.

A5.5. SECTION IV, SUPERVISOR:

A5.5.1. Enter supervisor's name, rank/grade and the current date; supervisor signs.

A5.6. SECTION IV, FIRST SERGEANT:

A5.6.1. Enter the first sergeant's name, rank/grade and the current date; first sergeant must sign.

A5.7. SECTION V, COMMANDER'S ACTION:

A5.7.1. Commander must initial appropriate statement of understanding if tattoo has unauthorized content or location, attach letter instructing Airman to have tattoo removed.

A5.7.2. Enter the commander's name, rank/grade and the date; commander must sign.

A5.7.3. Enter the Airman's name, rank/grade and date; the Airman must sign.

A5.7.4. Forward package (form, photo(s), letter) to AFPC/DP2SSM Military Records, 550 C Street, Joint Base San Antonio Randolph, TX for inclusion in Airman's record.

Attachment 6

FLIGHT DUTY UNIFORM

A6.1. Flight Duty Uniform (FDU) and Desert Flight Duty Uniform (DFDU) Wear Guidance. The FDU and DFDU meet unique organizational and functional work requirements and are comprised of both distinctive and functional clothing items. Members will sew Velcro® on FDU/DFDU and equipment so they can remove any patches/accoutrements during contingencies. (T-1).

Figure A6.1. Flight Duty Uniform.



A6.1.1. Distinctive clothing. For guidance on those items that are unique to the uniform and are worn only when performing the duties for which they are issued see [attachment 7](#).

A6.1.2. Functional clothing items such as parkas, protective footwear, specialized winter flight clothing will be issued as required. MAJCOM or Installation Commanders will prescribe wear instructions in supplements to this instruction. (T-1).

A6.1.3. Exceptions. Organizations requiring exception to FDU/DFDU wear policy should submit an Exception to Policy request through their MAJCOM/A3 or equivalent channels to HAF Total Force Aircrew Management (AF/A3TF).

A6.1.4. The FDU/DFDU and Flight Jacket will be maintained in accordance with Technical Order (T.O.) 14P3-1- 112, *Maintenance Instructions Nomex Flight Gear, Coveralls, Gloves, Jacket*.

A6.2. Authorized FDU/DFDU Wear. Personnel authorized wear of the FDU/DFDU will comply with this instruction, as well as applicable MAJCOM supplements, regardless of AFSC or unit of assignment. (T-1).

Figure A6.2. Desert Flight Duty Uniform.



A6.2.1. The FDU/DFDU is authorized for wear for ground and flight duties by individuals who perform flying, parachutist, space, and missile crew duties: flight duty includes preparation, preflight, in-flight, post-flight, and other flight related duties associated with aircraft operations. It is authorized for wear by personnel with an Aircrew Position Identifier 1 thru 9 and A thru G (Rated Officers, Career Enlisted Aviators 1AXXX, and 1UXXX). Additionally, Rated Officers assigned to an Aircrew Position Identifier-0 and Career Enlisted Aviators assigned to Aircrew Position Identifier-Z positions that are on active aeronautical orders, or personnel identified as Operations Support/Non-interference flyers currently on active aeronautical orders authorized to perform in-flight aircrew or parachutist duties IAW DAFMAN 11-401, *Aviation Management*, [Attachment 3](#). Finally, the FDU/DFDU is authorized for wear by personnel in Space/Missile Crew AFSCs: 13N, 13SXA, 13SXB, 13SXC, 13SXD, 13SXE, and 1C6XX; Biomedical Science Corps AFSCs: 43A, and 4M0; Aeromedical Evacuation Corps AFSCs: 46F and X4N0; Flying Crew Chiefs IAW DAFI 21-101, *Aircraft and Equipment Maintenance Management*, and Security Forces Ravens IAW DAFI 31-101, *Integrated Defense (ID)*. Airmen authorized special articles of clothing under an allowance standard will wear the uniform prescribed by the local unit commander and recommended for the type of mission performed. Space and missile crew duties will be defined by MAJCOM supplement to this instruction.

A6.2.2. Operations Support/Non-interference flyers. Flight clothing worn by Operations Support/Non-interference flyers is only worn on days when actual flying is planned or anticipated. (The member must be assigned to an aircrew-prefixed manpower position on the Unit Manning Document).

A6.2.3. Personnel not on active aeronautical orders are restricted to flight-related and space and missile crew duties only. **Exception:** Space and missile crew FDU/DFDU wear guidance will be outlined in MAJCOM supplements to this instruction.

A6.3. Restrictions.

A6.3.1. Staff Personnel. For HAF/MAJCOM/NAF/Direct Reporting Unit (DRU)/FOA staff personnel authorized and identified in [paragraph A6.2.1](#), may wear their previously issued FDU when it remains serviceable. HAF/MAJCOM/NAF/DRU/FOA funds will not be expended to issue or replace functional flight clothing. **Exception:** Authorized aircrew members assigned to a flying staff position are exempt from this restriction. HAF staff personnel may wear the FDU/DFDU configured as directed by the Deputy Chief of Staff (DCS) or equivalent. If there is no DCS or equivalent guidance, personnel will follow this instruction. HAF/MAJCOM/NAF/DRU/FOA funds may be used to purchase nametags for the FDU/DFDU.

A6.3.2. Off-Base Wear. The FDU/DFDU off-base wear will be in accordance with [paragraph 5.2](#), OCP guidelines for off-base wear.

A6.3.3. The DFDU will not be worn as a day-to-day uniform. MAJCOM commander or Commander Air Force Forces may authorize DFDU to be worn during contingencies, exercises, deployments and tactical training operations as appropriate for environmental conditions.

A6.3.4. Special Articles of Clothing. Airmen authorized special articles of clothing under an allowance standard will wear the clothing prescribed by the local unit commander and recommended for the type of mission to be performed. **(T-3)**.

A6.3.5. Limited Wear. Wing commanders or equivalent may prescribe further limits on the wear of FDUs based on mission requirements and in the interest of health and welfare of their personnel.

A6.3.6. Sleeves. The FDU/DFDU will have sleeves worn down, cuffed, or tucked under at the wrist when performing aircrew duties in-flight. Sleeves may be rolled under or pulled up if not performing in-flight duties; if rolled under or pulled up (using velcro to hold in place), the sleeves will end at, or within 1 inch of, the natural bend in the elbow, when the wearer's arms are hanging naturally at their side.

A6.3.7. Zippers. The centerline zipper of the FDU/DFDU will be closed no lower than even with the middle of the nametag. A single knife with clip may be secured inside a leg pocket with the clip exposed provided no more than the clip is exposed and the knife is subdued or matte color. All other zippers will be completely closed. The flight cap may be stored in either lower leg pocket without that pocket being fully zipped. A small portion of the cap may be exposed while in the pocket. However, when the cap is removed, the pocket must be fully zipped.

A6.3.8. Pen and Pencil Pocket. The pen and pencil pocket cover located on the left sleeve may be removed unless prohibited by MAJCOM supplement or restricted due to safety of flight concerns.

A6.3.9. Spice Brown color criteria patches for the OCP are not authorized for wear with the FDU. Airmen are only authorized to wear traditional color unit emblem patches with the FDU. Airmen are authorized to wear Spice Brown color criteria unit patches on the DFDU. Patches worn on flight jackets will be consistent with the color configuration worn on the FDU/DFDU.

A6.3.10. Morale Patches and Tabs. Wing Commanders may authorize the wear of morale patches on the shoulders of the FDU on Fridays, or during special events. AF Reserve and ANG personnel commanders may authorize wear during weekend drills on Friday, Saturday or Sundays or during special events. A morale patch is defined as a design symbol locally developed and displayed. A morale patch will not depict a current or past official organizational emblem or any alteration thereof. Small morale tabs may be worn on the exposed Velcro of the left sleeve when the pen pocket cover is removed; wear is not restricted. Squadron Commanders will approve and maintain a list of acceptable morale patches and tabs for wear by assigned Airmen.

A6.4. Flight Clothing Accoutrements.

A6.4.1. Enlisted rank is included on the nametag of the FDU/DFDU and flight jackets identified in [paragraph A6.4.3](#).

A6.4.2. Both officer and enlisted rank insignia on the Leather A-2 Flying Jacket is on the name tag only. (see [paragraph A6.5.2.2](#)).

A6.4.3. Nametags. Cloth nametags for FDU/DFDU and flight jackets will be 2 x 4 inches in size and worn over the left breast pocket. At a minimum, the Aeronautical badge, Space, Cyberspace. Multi-Domain Warfare or missile operations badges (if awarded) are mandatory and nametags will contain individual's first and last name. Rank is mandatory for enlisted personnel and optional for officers. Embroidered nametags will be consistent in color with MAJCOM approved nametag colors. Nametags for Leather A-2 Flying Jacket will be 2 x 4 inches and made of Brown on Black leather or simulated leather. Emboss with silver wings or badges, first and last name, rank, and USAF.

A6.4.3.1. Command Insignia. Commanders authorized to wear the Command Insignia pin will wear the insignia on the left side of the nametag. The insignia will be worn only while performing commander duties.

A6.4.3.2. Commanders may authorize the wear of morale nametags on Fridays or during special events. AFR and ANG commanders may authorize wear during weekend drills on Friday, Saturday or Sundays or during special events. Commanders will determine if, and ensure that, name tags are in good taste and reflect proper military order, discipline, morale, and image. When worn, patches must be consistent in color to patch configuration worn. Enlisted personnel will include, at a minimum, rank and last name on morale nametags (Example: 'MSgt "Bat" Masterson').

Figure A6.3. Flight Duty Uniform with Accoutrements.

A6.4.3.3. Right Breast Pocket. MAJCOM or equivalent emblem (ANG emblem may be worn as a MAJCOM equivalent emblem) will be centered above the right breast pocket. MAJCOM or equivalent emblem for the right breast area of the Leather A-2 Flying Jacket will have Brown on Black leather or simulated leather using color palette patch. Spice Brown color criteria patches are not authorized for wear on the FDU. Airmen may wear spice brown color criteria unit emblem patches on the DFDU.

A6.4.3.4. Left Sleeve. Normally, wear the US flag, emblem, or appropriate wing, group, or center, positioned no lower than 1 inch from shoulder seam in accordance with MAJCOM supplements to this instruction. If wearing Spice Brown palette patches, the US flag will also be Spice Brown palette. The Spice Brown palette flag will be worn with the DFDU. In lieu of the US Flag, members may wear the USAF Weapons School Graduate Patch (graduate or instructor), USAF (or joint/international) Test Pilot School (TPS) patch (graduate or instructor), School of Advanced Air and Space Studies (SAASS) patch, Critical Care Air Transport Team patch, and other completed equivalent school patches.

A6.4.3.5. Right Sleeve. The unit emblem (squadron patch) will be worn as authorized through MAJCOM supplement to this instruction. Organizations are required to contact their Wing Historian for assistance on development or reconfiguration of organizational emblems. When authorized to fly with another unit, individuals may wear the emblem of the unit they are attached to for flight duties.

A6.4.3.6. Add-On Patches. MAJCOMs will publish guidance on wear of add-on patches (i.e., flying hour milestone, instructor, flight examiner scroll, etc). Campaign or exercise patches are not authorized. MAJCOM commanders must approve all emblems/patches not specifically addressed in this instruction.

A6.4.3.7. Neckwear. The wear of scarves will be addressed by MAJCOM supplements. When authorized, scarves will be worn around the neck and tucked in.

A6.4.4. General Officer Rank Insignia. General Officer (GO) stars on the FDU/DFDU and flight jackets will be centered on the shoulder halfway between the neck and shoulder seam. Generals wear 1-inch stars on flight duty uniforms; $\frac{3}{4}$ -inch stars may be used if there is insufficient room for the 1-inch stars. GO rank insignia will be on base cloth identified in [paragraph A6.4.5](#), GO stars will be Flag Blue cable #67124 and displayed point-to-center.

A6.4.5. Rank Insignia (O-1 through O-6). Wear subdued cloth rank insignia on each shoulder of the FDU/DFDU and flight jackets (plastic covered rank insignia is not authorized). Rank will be sewn-on $\frac{5}{8}$ inches from the shoulder seam, centered on the shoulder. Officer rank insignia cloth and cable (thread) standards: FDU base cloth is OG 107, Flag Blue cable #67124 except Second Lieutenant and Major which are Brown cable #67136; DFDU base cloth is Khaki 2120, Black cable #67138 except Second Lieutenant and Major which are Brown Cable #67136.

A6.5. Over Garments.

A6.5.1. Flight Jacket (Flyers, Jacket CWU-36/P & CWU-45/P). The green Flight Jacket may be worn with the FDU. The green or desert Flight Jacket may be worn with the DFDU. Flight Jackets are required to be zipped at least halfway. **Note:** Flight Jackets will not be worn with service uniforms or OCPs.

Figure A6.4. Flight Jacket.



A6.5.1.1. Configure Velcro on the Flight Jacket like the FDU/DFDU.

A6.5.1.2. Accoutrements on the Flight Jacket include the nametag, MAJCOM, US flag or emblem, unit patch, and rank (officers) and will follow the same guidance as the FDU/DFDU and be consistent in patch color scheme to the FDU/DFDU.

A6.5.2. Leather A-2 Flying Jacket. The Leather A-2 Flying Jacket is authorized for ground wear only unless prohibited by MAJCOM supplement. Authorized individuals are listed in [paragraph A6.5.2.3](#) and [paragraph A7.7.12](#). The Leather A-2 Flying Jacket may be worn with service uniform, FDU, 2PFDU or DFDU (not service dress uniform). **Note:** With the exception of the Secretary, and the Under Secretary of the Air Force, it is not to be worn with civilian clothes.

A6.5.2.1. Configure Leather A-2 Flying Jacket Velcro with MAJCOM patch and nametag IAW A6.5.2.2 and A6.5.2.3.

A6.5.2.2. Leather A-2 Flying Jacket Accoutrements Nametag. The nametag is 2 x 4 inches, brown or black leather, simulated leather. Emboss with wings or qualifying badge, first and last name, rank, and USAF. Members may add an inside pocket, at their expense, when it does not detract from the external appearance. The wing and star patch maybe worn by individuals not assigned to a MAJCOM. Gloves if worn are will be black leather, knitted, tricot or suede, or a combination of leather, knitted, tricot, and suede. **Note:** Generals (4 Star), regardless of their Air Force Specialty Code are authorized to wear the Leather A-2 Flying Jacket.

Figure A6.5. Leather A-2 Flying Jacket.



A6.5.2.3. Authorized Leather A-2 Flying Jacket wear. The Secretary, and the Under Secretary of the Air Force, rated officers, Career Enlisted Aviators, and Non-rated Aircrew members who have been permanently awarded an aeronautical badge IAW AFMAN 11-402, *Aviation and Parachutist Service*, may wear the Leather A-2 Flying Jacket. The aeronautical order permanently awarding the aeronautical badge constitutes authority to wear the Leather A-2 Flying Jacket. Space and Missile qualified 13SX officers are authorized wear upon completion of qualification training in one of the following AFSC's 13SXA, 13SXB, 13SXC, 13SXD, 13SXE. Space Systems Operations personnel must complete qualification training and be certified as a mission ready crewmember in the 1C6XX AFSC. **(T-1)**. The CSAF is the approval/waiver authority for issue of the Leather A-2 Flying Jacket to all other individuals.

A6.5.3. DELTED.

A6.5.4. APECS, IRS, and OCP Extended Cold Weather Clothing System (ECWCS) Parka and Pants, or OCP Gortex Jacket and pants may be worn with the FDU and DFDU during non-flying duties. Jacket may be worn without the pants; however, the pants will not be worn without the jacket.

A6.5.5. Coyote Brown Fleece Jacket. The Coyote Brown Fleece Jacket may be worn as an over garment with the FDU and DFDU. Fleece Jacket may be worn indoors or outdoors but will not be worn while onboard the aircraft with engines running while occupying a primary crew position. At Remote Pilot Aircraft designated units, commanders may authorize the wear of the fleece jackets inside the ground shelters.

A6.5.6. Airmen issued Sage Green/ABU commercial Safe-to-Fly outerwear (e.g., Massif or other Cold Weather Aviation System (CWAS) outerwear) may wear these items with the FDU without restriction. Airmen issued OCP commercial Safe-to-Fly outerwear (e.g., Massif or CWAS) may wear these items with the FDU or DFDU without restriction. Jacket may be worn without the pants; however, the pants will not be worn without the jacket. (**Note: Effective 1 Apr 2021, ABU pattern will no longer be authorized.**)

A6.5.7. T-Shirt. T-Shirt will be Coyote Brown (Tan 499). **Exception:** When wearing the FDU, Color morale t-shirts are authorized IAW [paragraph 5.1.3](#) Commanders may authorize subdued unit patches or organizational symbols to be printed on the left breast provided the design is conservative, not used in a deployed environment and does not exceed 5 inches in diameter.

A6.6. Headgear. The flight cap is worn with the FDU as described in [paragraph 7.2.4](#) of this instruction regardless of patch configuration. The flight cap may be stowed in the left or right lower leg pockets or right upper leg pocket in a zipped or unzipped configuration. A small portion of the flight cap may be exposed when in the pocket. However, when the cap is removed the pocket must be zipped. The OCP patrol cap or tactical OCP cap will be worn with the DFDU. Deployed Airmen, or Airmen as authorized by MAJCOM, may wear the OCP boonie (campaign/floppy) hat with the DFDU when theater conditions dictate. Berets, when authorized, will be worn by designated personnel, see [paragraph A7.3 and A7.7.2](#) through [paragraph A7.7.6](#) Ball caps are not authorized. Black or coyote brown watch caps may be worn outdoors during cold weather when wearing the FDU. **Note:** Civilian or contract personnel authorized to wear this uniform for flight duties are not required to wear headgear.

A6.6.1. Berets. Individuals authorized to wear berets in [paragraphs A7.3, A7.7.2 through A7.7.6](#) may wear their berets with the FDU/DFDU IAW [paragraph 7.2.5](#).

A6.6.2. Watch Cap. Authorized for wear by aircrew personnel subject to prolonged exposure to adverse weather only. Color is restricted to solid black, dark blue, or sage green.

A6.6.3. Organizational Caps. Organizational caps (ie. Baseball style) are not authorized for wear with the FDU/DFDU. **Exception:** When approved by MAJCOM/CC, aerial demonstration teams, and competitive teams may wear organizational caps while engaged in demonstration and competitions see [paragraph 7.2.10](#) for wear guidance.

A6.7. Undergarments. Undergarments are required with the FDU and DFDU. During flight operations all undergarments, to include cold weather undergarments, must be cotton or fire retardant material and must be on the safe to fly list. Undershirts will be Coyote Brown (Tan 499). **Exception:** When wearing the FDU, Color morale t-shirts are authorized IAW [paragraph 5.1.3](#) Commanders may authorize unit patches or organizational symbols to be printed on the left breast provided the design is conservative, not used in a deployed environment and does not exceed 5 inches in diameter.

A6.7.1. Thermal undergarments. Thermal undergarments (i.e. dickies, turtlenecks, or mock necks) will be Desert Sand, White, Black, Cream, or Coyote Brown-colored and are authorized with the FDU/DFDU as weather conditions warrant. **(Note: Effective 1 Apr 2021, Desert Sand thermal undergarments are no longer authorized with the FDU/DFDU.) (Note: Only items approved as Safe-to-Fly will be worn during flying operations.)**

A6.8. Socks. Socks should be made of cotton or wool. Desert Sand, Coyote Brown, Sage Green or DLA-issued Green socks will be worn with the FDU. Plain White socks may be worn underneath colored socks provided they are not showing. **(Note: Effective 1 Apr 2021, DLA-issued Green or Coyote Brown socks may be worn.)**

A6.9. Footwear (Men's and Women's Flight Boots). Sage Green or Coyote Brown boots may be worn with the FDU. Tan or Coyote Brown boots will be worn with the DFDU. Zipper inserts may be worn, however they will be without design. **(Note: Effective 1 Apr 2021, only Coyote Brown boots are authorized with the FDU/DFDU.) (Note: Only items approved as Safe-to-Fly will be worn during flying operations.)**

A6.10. Gloves. In-garrison glove wear is in accordance with [paragraph 7.3.8.1](#) Gloves may be worn with FDU/DFDU without outer garments. Flight Gloves will be worn in accordance with AFMAN 11-202V3, *Flight Operations*. **Note:** Flight gloves are a functional wear item and not authorized for wear beyond functional area.

A6.11. Cell phone, Pager and Personal Digital Assistant. These devices will be worn IAW paragraphs [7.3.4](#), [7.3.4.1](#), and [7.3.4.2](#) *Handheld Electronic Devices*.

A6.12. Two Piece Flight Duty Uniform (2PFDU). Effective 1 Apr 2019, aircrew are authorized wear of the 2PFDU for ground and flight duties. For flight, use of the 2PFDU is authorized for specific MDSs IAW T.O. 14-1-1, and is used IAW 14P3-1-112 and this publication.

A6.12.1. The 2PFDU consists of a coat and trousers. The 2PFDU is considered organizational clothing and meets unique functional work requirements and include both distinctive and functional clothing items. The 2PFDU is intended to be the aviator's direct alternative to the FDU and OCP uniform.

A6.12.1.1. The 2PFDU is authorized for wear for ground and flight duties by individuals who perform flying, parachutist, space, and missile crew duties: flight duty includes preparation, preflight, in-flight, post-flight, and other flight related duties associated with aircraft operations. It is authorized for wear by personnel with an Aircrew Position Identifier (API) 1 thru 9 and A thru G (Rated Officers, Career Enlisted Aviators 1AXXX, and 1UXXX). Additionally, Rated Officers assigned to an Aircrew Position Identifier-0 and Career Enlisted Aviators assigned to Aircrew Position Identifier-Z positions that are on active aeronautical orders, or personnel identified as Operations Support/Non-interference flyers currently on active aeronautical orders authorized to perform in-flight

aircrew or parachutist duties IAW DAFMAN 11-401, **Attachment 3**. Finally, the 2PFDU is authorized for wear by personnel in Space/Missile Crew AFSCs: 13N, 13SXA, 13SXB, 13SXC, 13SXD, 13SXE, and 1C6XX; Biomedical Science Corps AFSCs: 43A, and 4M0; and Aeromedical Evacuation Corps AFSCs: 46F and X4N0, Flying Crew Chiefs IAW DAFI 21-101 and Security Forces Ravens IAW DAFI 31-101. Airmen authorized special articles of clothing under an allowance standard will wear the uniform prescribed by the local unit commander and recommended for the type of mission performed. Space and missile crew duties will be defined by MAJCOM supplement to this instruction.

A6.12.1.2. Operations Support/Non-interference flyers. Flight clothing worn by Operations Support/Non-interference flyers is only worn on days when actual flying is planned or anticipated. (The member must be assigned to an aircrew-prefixed manpower position on the Unit Manning Document).

A6.12.1.3. Personnel not on active aeronautical orders are restricted to wear the 2PFDU during flight-related, space and missile crew duties only. Personnel previously issued the 2PFDU may continue wear during performance of duties. **[(Exception: Space and missile crew 2PFDU wear guidance will be outlined in MAJCOM supplements to this instruction.)]**

A6.12.1.4. 2PFDU's will be issued through Individual Equipment Elements or contract equivalent, and must be certified as fully compliant with all specifications to include Safe-to-Fly. Other suppliers are approved for organizational/unit purchases, or any appropriated funds expenditures, **only when special mission requirements exist, are cleared on the Safe-to-Fly listing and approved by squadron commander or equivalent.** (Example: 2PFDU's that have accommodations for external knee or elbow pads to protect airmen in unique mission areas.) If units choose to use funds to purchase from non-Individual Equipment Elements, the Air Force is not responsible if the uniform is not fully compliant and these items will only be worn when directly performing flight related duties.

A6.12.1.5. Restrictions.

Staff Personnel. HAF/MAJCOM/NAF/DRU/FOA funds will not be expended to issue or replace functional flight clothing. Personnel previously issued the 2PFDU are authorized for wear during performance of staff duties. **Exception:** Authorized aircrew members assigned to a flying staff position are exempt from this restriction.

A6.12.1.5.1. **(Deleted)** .

A6.12.2. 2PFDU Wear Guidance:

A6.12.2.1. Operational Camouflage Pattern (OCP) is the only color/pattern authorized.

A6.12.2.2. No repairs to the 2PFDU are authorized.

A6.12.2.3. Nothing will be sewn to the 2PFDU. **Exception:** Additional Velcro® may be added above the existing Velcro®, centered ½ inch above the “U.S. Air Force” tape to accommodate the wear of Air Force Aeronautical, Missile, Space, Multi-Domain Warfare and Cyberspace badge and/or centered ½ inch above the “last name” tape to accommodate the wear of the Commander’s insignia.

A6.12.2.4. Alterations or modifications to the 2PFDU are by exception only (OPR HAF/A3TF).

A6.12.2.5. Users will not press or starch the 2PFDU.

A6.12.2.6. The user’s “last name” will be stitched in Spice Brown block lettering, centered on an OCP background tape and affixed over the right chest pocket with velcro fastener.

A6.12.2.7. “U.S. Air Force” will be stitched in Spice Brown block lettering, centered on an OCP background tape and affixed over the left chest pocket with velcro fastener. **[Note: civilian or contract personnel authorized to wear this uniform for flight duties, may also wear “Civilian” or “Contractor” if desired.]**

A6.12.2.8. The user’s grade insignia will be Spice Brown palette sewn grade insignia on an OCP background, approximately 2” tall by 1 3/4” wide and affixed to the center chest velcro fastener.

A6.12.2.8.1. Officer rank will be Spice Brown; 1Lt and Lt Col will be Black.

A6.12.2.8.2. Enlisted rank will be Spice Brown. **[Note: Civilian personnel authorized to wear this uniform for flight duties, may wear Spice Brown civilian insignia.]**

A6.12.2.9. Organizational and Unit Patches. Patches will be attached to shoulders using Velcro® fastener. Airmen may wear only nametape, USAF tape, rank and flag until organizational and unit patches are designed and fielded. Organizations are required to contact Wing Historian for assistance on development or reconfiguration of organizational emblems. No badges or other accoutrements will be affixed to shirt pockets.

A6.12.2.9.1. Right Sleeve. **A maximum of two patches may be worn.**

A6.12.2.9.1.1. The cloth U.S. flag patch is mandatory and will use the Spice Brown and Bagby Green color criteria centered at the top of velcro (or placed on flag-sized upper pocket flap, if equipped) and worn while in-garrison and deployed. **[Note: Current subdued Black and Green (cloth) U.S. flags may be worn until 1 September 2020, then Spice Brown will be the only accepted version.]**

A6.12.2.9.1.2. Organizational unit of assignment spice brown color criteria patches are mandatory (non-unit entities such as Directorates, AF Elements are optional) and will be centered vertically and horizontally in the remaining Velcro® area under the U.S. flag patch. **Note:** Current subdued version of unit patch or no patch may be worn until the patch color conversion has been completed by the Institute of Heraldry. Wing Commanders may authorize the wear of morale patches on Fridays or during special events. Wing Commanders will maintain a list of approved morale patches authorized to be worn within their wing. Morale patches must adhere to current subdued spice brown color scheme.

A6.12.2.9.2. Left Sleeve. **A maximum of two patches may be worn.**

A6.12.2.9.2.1. While performing their duties, certain AFSCs may wear Spice Brown cloth or subdued infra-red (IR) Duty Identifier patches centered at the top of the Velcro area. Authorized Duty Identifier Patches are listed in [Table 5.1](#) [**Note: Only patches listed in Table 5.1 are authorized. The Tactical Call Sign Duty Identifier patch should only be worn for tactical (radio) call signs assigned/ordered by the unit commander. When not required for operations or training, the Tactical Call Sign Duty Identified patch should not be worn; however, it may be replaced by another authorized duty ID patch.**]

A6.12.2.9.2.2. The HHQ patch is mandatory and will use the Spice Brown color criteria (cloth) centered under the functional badges or Duty Identifier Tabs if worn, or under the top of Velcro area reserved for functional badges or duty identifier tabs. Higher Headquarters include, but are not limited to, the following organizations: HAF, DRUs, FOAs, and MAJCOMs. **Note:** Current subdued version of HHQ patch or no patch may be worn until the patch color conversion has been completed by the Institute of Heraldry.

A6.12.2.9.2.3. Members may wear the USAF Weapons School Graduate Patch (graduate or instructor), USAF (or joint/international) Test Pilot School (TPS) patch (graduate or instructor), School of Advanced Air and Space Studies (SAASS) patch, Critical Care Air Transport Team patch, or other completed equivalent school patches in lieu of the HHQ patch.

A6.12.2.9.3. An OCP Velcro® sleeve pen/pencil holder may be worn on either sleeve but will not impede the proper wear of required patches and/or duty badges.

A6.12.2.10. Commander's Insignia. Commander's Insignia may be worn for officers in the rank of Colonel (O-6) and below when currently in command, as authorized by AFMAN 36-2100. The insignia will be Spice Brown and centered ½ inch above the name tape, on 1 inch x 1 inch OCP pattern cloth affixed using velcro fastener. Graduated Commander's badge may be worn on a small velcro patch on top of the left sleeve either centered horizontally and vertically on the flag-sized pocket flap, or (if no pocket flap) centered horizontally and ½ inch from the top of the velcro area, depending on uniform configuration. The second authorized left-sleeve patch (e.g., HHQ) will be centered vertically and horizontally in any remaining velcro area to present a balanced appearance.

A6.12.2.11. Airmen performing flight duties in a deployed environment may remove all or some patches in accordance with mission directives.

A6.12.2.11.1. Installed GLINT tape will be covered utilizing attached velcro covers unless mission or theater directives direct otherwise.

A6.12.2.11.2. GLINT US Flags, duty identifier patches and Special Warfare Airman Tactical Call Sign patches may be worn in place of cloth patches in the deployed environment in accordance with mission or theater directives.

A6.12.2.12. Footwear. Tan or Coyote Brown boots are the only authorized colors to be worn with the 2PFDU. Zipper inserts may be worn, however they will be without design. **[Note: Effective 1 September 2020, only Coyote Brown boots will be worn with the 2PFDU.] [Note: Only items approved as Safe-to-Fly will be worn during flying operations.]**

A6.12.2.13. Headgear. Headgear will be worn outdoors at all times unless in a designated “no hat” area. Airmen will wear the OCP patrol cap or tactical OCP cap straight on the head so that the cap band creates a straight line around the head, parallel to the ground. The patrol cap or tactical OCP cap will fit snugly and comfortably around the largest part of the head without bulging or distortion from the intended shape of the headgear and without excessive gaps. Airmen are authorized to block the patrol cap. The cap is worn so that no hair is visible on the forehead beneath the cap. The Velcro® nametape will be worn centered on the back of the patrol cap and tactical OCP cap. Officers will wear rank affixed with sew-on grade insignia centered on the front of the caps. Deployed Airmen, or Airmen as authorized by MAJCOM, may wear the OCP boonie (campaign/floppy) hat when theater conditions dictate. Berets, when authorized, will be worn by designated personnel, see paragraph [A7.3](#) and [A7.7.2 through A7.7.6](#) Headgear may be stowed in any leg pocket, zipped closed, or underneath the trouser belt in the small of the back. Ball caps are not authorized. **Note:** Civilian or contract personnel authorized to wear this uniform for flight duties are not required to wear headgear.

A6.12.2.14. Cold Weather Accessories. With the exception of functional items, cold weather accessories are only worn while outdoors. Authorized cold weather accessories for the 2PFDU are:

A6.12.2.14.1. Coyote Brown or Black scarves, earmuffs, watch caps, and gloves

A6.12.2.14.2. Coyote Brown fleece may be worn indoors or outdoors. This item may not be worn while onboard the aircraft with engines on the aircraft running while occupying a primary crew position. At Remote Pilot Aircraft designated units, commanders may authorize the wear of the fleece jackets inside the ground shelters.

A6.12.2.14.3. The ECWCS jackets (fleece, wind, soft shell, wet weather, or extreme cold weather) may be worn without the pants; however, the pants will not be worn without the jacket. APECS, IRS may not be worn for flying duties. These items will only be worn with the 2PFDU in OCP pattern. **[Note: Only items approved as Safe-to-Fly will be worn during flying operations.]**

A6.12.2.14.4. Approved commercial CWAS outerwear may be worn. For flight, use these items in accordance with T.O 14P3-1-112 and Safe-To-Fly list. Jacket may be worn without the pants; however, the pants will not be worn without the jacket. **[Note: Only items approved as Safe-to-Fly will be worn during flying operations.]**

A6.12.2.14.4.1. For sage green CWAS outerwear configured for aircrew-style velcro/patches, members will wear patches IAW [paragraph A6.4](#), except nametags will contain individual's rank (officers and enlisted), first and last name (e.g., LT COL JAMES BOND or SMSGT JOHN WICK). Rank will not be sewn onto the shoulders for officers. For OCP-colored CWAS outerwear configured for aircrew style velcro/patches, members will wear a spice brown MAJCOM (or equivalent emblem) patch on the right breast, and organizational and unit patches and U.S. flag IAW [paragraph A6.12.2.9](#). Cloth name tags will be 2 x 4 inches in size and worn over the left breast. At a minimum, the Aeronautical badge, Space, Cyberspace or missile operations badges (if awarded) are mandatory and nametags will contain individual's rank (officers and enlisted), first and last name. Badges, lettering, command insignia (when applicable), and border will be stitched in spice brown on an OCP camouflage background. For OCP-colored CWAS outerwear configured for OCP-style velcro/patches, members will configure patches IAW paragraphs [A6.12.2.6](#) through [A6.12.2.11.2](#), except rank will be worn over the right breast name tape.

A6.12.2.14.4.2. Command Insignia. On CWAS outerwear configured for aircrew-style velcro/patches, commanders authorized to wear the Command Insignia pin will wear the insignia on the left side of the nametag. The insignia will be worn only while performing commander duties. On CWAS outerwear configured for OCP-style velcro/patches, the insignia will be worn IAW [paragraph A6.12.2.10](#).

A6.12.2.14.5. The Leather A-2 Flying Jacket is authorized for wear with the 2PFDU (ground wear only) unless prohibited by MAJCOM supplement. Authorized individuals are listed in [paragraph A6.5.2.3](#) and [paragraph A7.7.12](#). MAJCOM patches will have Brown or Black leather (or simulated leather) background, in the Spice Brown color configuration, and blouse will be tucked in when worn with the 2PFDU.

A6.12.2.15. Off-Base wear. 2PFDU off-base wear will be IAW [paragraph 5.2](#), OCP guidelines for off-base wear.

A6.12.2.16. Sleeves will be worn down, cuffed, or tucked under at the wrist when performing aircrew duties in-flight. Sleeves may be rolled under or pulled up if not performing in-flight duties; if rolled under or pulled up (using velcro to hold in place), the sleeves will end at, or within 1 inch, of the natural bend in the elbow, when the wearer's arms are hanging naturally at their side.

A6.12.2.17. Belt. A one-piece Coyote Brown web belt will be worn with 2PFDU trousers. Rigger style is also authorized. Belt may extend past buckle.

A6.12.2.18. T-Shirt. T-Shirt will be Coyote Brown (Tan 499) and will be tucked into trousers. Commanders may authorize unit patches or organizational symbols to be printed on the left breast provided the design is conservative, not used in a deployed environment and does not exceed 5 inches in diameter. Morale T-Shirts are authorized with the 2PFDU but T-Shirt color will remain Coyote Brown (Tan 499). **[Note: Only items approved as Safe-to-Fly will be worn during flying operations.]**

A6.12.2.19. Socks. Socks should be made of cotton or wool. Coyote Brown or DLA-issued Green socks will be worn with the 2PFDU. Plain white socks may be worn underneath the socks provided they are not showing.

A6.12.2.20. The coat should not extend below the top of the cargo pocket on the pants, and it should not extend higher than the bottom of the side (hip) pocket on the pants.

A6.12.2.21. Users are not authorized to blouse the trousers unless mission conditions dictate (i.e. chemical environment).

A6.12.2.22. Thermal Undergarments. Thermal undergarments (i.e. dickies, turtlenecks, or mock necks) will be Desert Sand, White, Black, Cream, or Coyote Brown-colored and are authorized with the 2PFDU as weather conditions warrant. **[Note: Only items approved as Safe-to-Fly will be worn during flying operations.] [Note: Effective 1 September 2020, only Coyote Brown-colored thermals will be authorized.]**

A6.12.3. When worn in the performance of flight crew duties, aircrew must adhere to the following guidelines to ensure the full protective properties of the uniform are maintained:

A6.12.3.1. The 2PFDU will be worn with an undershirt (a cotton undershirt or shirt that is listed on the approved list of undergarments) tucked into the trousers during flight except when mission conditions dictate otherwise. Approved No Melt, No Drip, Next-to-Skin undershirts and undergarments can be found on the Air Force Uniform Office Portal page.

A6.12.3.2. A survival vest, body armor, or restraint harness may be worn over the 2PFDU coat during all flight operations with the coat worn outside the trousers (untucked). If none of these are worn over the coat, the coat will be tucked into the trousers except when theater or mission directives dictate otherwise.

A6.12.3.2.1. Combat shirts may be worn when directly performing flight duties. For wear in-flight, a survival vest or body armor must be worn over the combat shirt unless the coat is worn. **[Note: Only items approved as Safe-to-Fly will be worn during flying operations.]**

A6.12.3.2.2. Follow paragraph [A6.12.2.6](#) through [A6.12.2.8.2](#) for wear of patches with the combat shirt. **[Note: Name, rank and badges are not required on the combat shirt if specific velcro accommodations do not exist.]**

A6.12.3.3. The sleeves of the combat shirt will be worn IAW [paragraph A6.12.2.9](#).

A6.12.3.4. Zippers. The centerline zipper of the 2PFDU will be closed no lower than even with the middle of the nametape. A single knife with clip may be secured inside a trouser pocket with the clip exposed provided no more than the clip is exposed and the knife is a subdued or matte color. All other zippers will be completely closed.

A6.12.3.5. The coat will not extend below the top of the cargo pocket on the pants, and it will not extend higher than the bottom of the side pocket on the pants.

A6.12.3.6. Users are not authorized to blouse the trousers inside the boots during the execution of flight crew duties.

Attachment 7

DISTINCTIVE UNIFORMS, ITEMS AND EQUIPMENT

A7.1. Organizational Clothing and Equipment. Organizations issue items listed in Allowance Standard (AS) 016. The clothing remains the property of the organization. It meets unique functional or work requirements and includes both distinctive and functional clothing items. Members may sew reflective tape on organizational clothing and equipment or use Velcro on field jackets so they can remove it during contingencies. Functional clothing items such as parkas, protective footwear, specialized winter flight clothing will be issued as required. MAJCOM or Installation Commanders will prescribe wear instructions in supplements to this directive. (T-1).

A7.2. Informal Uniform. Members of the Air Force Honor Guard, Base Honor Guard, Air Force Band and the Regional Band, Air Force Recruiters, Air Force Chaplains and Religious Affairs Airmen, Fitness Center Staff, World Class Athletes and Enlisted Aides are authorized to wear an informal uniform if approved by applicable unit commander. Personal grooming and accessory standards apply while wearing an informal uniform.

A7.2.1. Shirts. Shirts will be short or long-sleeve, dark blue polo-style, with the officially recognized "US AIR FORCE" contemporary symbol on front, upper left chest. Undershirts will be worn and must be white with a V-neck or an athletic style tank top. With the exception of enlisted aides, functional identification will be monogrammed in white (all capital letters) on the left sleeve, above the elbow, of both the short and long sleeved shirts. The following functional identifications will be used:

- a. "USAF HONOR GUARD" or "BASE HONOR GUARD"
- b. "USAF BAND" or "REGIONAL BAND"
- c. "USAF RECRUITER"
- d. "USAF CHAPLAIN" or "USAF RELIGIOUS AFFAIRS"
- e. "FITNESS CENTER STAFF" or "WORLD-CLASS ATHLETE"
- f. Enlisted aides will not have an identifier

A7.2.2. Nametag. Nametags will be brushed silver with rank and last name.

A7.2.3. Occupational Badges. Occupational badges are optional for wear. If worn, they will be centered ½ inch above the nametag.

A7.2.4. Trousers. Trousers will be with or without cuffs and pleats and khaki in color (shorts are not authorized).

A7.2.5. Belt. Belt will be black with silver clasp.

Figure A7.1. Informal Uniform.



A7.2.6. Footwear. Socks will be black in color. Shoes will be plain black business casual low quarters or plain black athletic style.

A7.2.7. Headgear. A dark blue watch or baseball cap with "USAF" logo may be worn; however, not indoors.

A7.2.8. Outer Garments. A dark blue jacket with a removable fleece liner and a small "USAF" logo on the wearer's upper left chest is authorized for wear.

A7.2.9. Cold Weather Accessories. Cold weather accessories may be worn without wearing authorized outer garments but may only be worn while outdoors.

A7.2.9.1. Gloves. Gloves will be black. They will be leather, knitted, tricot or suede, or a combination of leather, knitted, tricot, and suede.

A7.2.9.2. Scarf. A black knit scarf may be worn with uniform or outer garments and must be tucked in when worn with outer garments.

A7.2.9.3. Earmuffs will be black, may be worn with uniform or all authorized outer garments and may wrap around either the top or rear of the head.

A7.3. Security Forces.

A7.3.1. Uniform. Gate guards wear the uniform of the day; however, the Installation Commander may authorize base entry controllers and MAJCOM elite guards to wear the following uniforms:

A7.3.1.1. Dress Uniform. Beret with SF flash, bloused boots with white laces or low quarters, plain white scarf (ascot) and the issued nylon web gear or nylon duty belt.

A7.3.1.2. OCP. Beret with SF flash and the standard duty belt, in a presentable fashion that displays excellence.

A7.3.2. Brassard. When authorized by the Installation Commander, the following colors will be utilized: blue with gray lettering, black with white lettering, or as deemed appropriate for the specific area of responsibility. (May be worn by augmentees performing security forces duties when authorized by the Defense Force Commander).

A7.3.3. Neck Scarf (ascot). White or OCP patterned. Ascot may have MAJCOM crest.

A7.3.4. Shield. Security Forces shield is worn while performing duties in control AFSC 31PX or 3P0XX billets only. Wear of the shield with the Mess Dress Uniform is optional. **Exception:** Continue to wear SF shield and beret together while attending professional military education and assigned to joint, instructor, and recruiting duties, or if approved by OPR (AF/A4S).

A7.3.5. Duty Belt. Wear the standard duty belt in a presentable fashion that displays excellence.

A7.3.6. Beret (Blue). Authorized for wear both outdoors and indoors by armed Security Forces (SF) personnel or others bearing arms while performing duties. Position headband straight across the forehead, 1 inch above the eyebrows. Drape the top toward the right ear and the stiffener. Align cloth flash above the left eye. Adjust ribbon for comfort, tie in a knot, and tuck inside or cut-off. The SF full cloth flash will be sewn to the center of the stiffener, ¼ inch above and parallel to the headband. Enlisted personnel wear the SF flash with SF insignia. Officers wear the plain (no insignia) SF flash, and affix regular size bright metal rank insignia centered on the flash. SF beret should be worn while in garrison with all authorized uniforms. Wear OCP cap when a subdued appearance is required, or while in the field. SF personnel do not wear organizational baseball caps; this does not include caps worn to identify SF patrols. SF berets are worn while performing duties in control AFSC 31PX or 3P0XX billets. **Exception:** Continue to wear SF shield and beret together while attending professional military education and assigned to joint, instructor, and recruiting duties, or if approved by OPR (AF/A4S). **Note:** Airmen may continue to wear their beret while performing special duty assignments and developmental special duty assignments (DSDs) outside of their primary AFSC. This includes Professional Military Education (PME), joint positions, instructors, recruiters, HAF, MAJCOM, NAF, DRU & FOA staff positions, and command positions (e.g., command chief, wing, group and squadron commanders, superintendents/senior enlisted leaders & First Sergeants). **Exception:** Airmen who permanently cross train out of the AFSC 31PX or 3P0XX will no longer wear the SF shield and beret.

A7.3.7. Jacket. Lightweight blue (not worn with service dress, maternity smock and coat or OCP). When Installation Commander authorizes the wear of the YAAC-89-3 wear the Aircrew Style Name Patch (YACC-89-3) on the left side of the jacket. Officers wear the bright metal rank insignia on the epaulets of the jacket.

A7.3.8. Raincoat, Cap Cover, Rubber Boots. Inclement weather only, yellow outer garments, black boots when performing traffic or pedestrian control.

A7.3.9. Gloves. White. When Installation Commander authorizes.

A7.4. Flight Attendant Uniforms. The flight attendant uniform is a conservative, civilian style, dark blue or black suit or dress. All uniform items will have a good tailored fit, not exceedingly loose or tight. Fit, to include length, will be in accordance with requirements of similar service items contained in this instruction. Uniform items will be worn with like colors only.

A7.4.1. Apron. Commercial style, bib type or tie closure in back, dark blue or black in color. First name may be embroidered on left side (see Chef's Coat **paragraph. A7.4.10**). For galley wear. On single flight attendant crewed airplanes only, may be worn in the cabin during meal service (if worn in cabin nametag or embroidered name must be worn).

A7.4.2. Dress. Commercial style, double or single-breasted coatdress, polyester wool blend, dark blue or black in color. Nametag will be worn on the wearer's left side.

A7.4.3. Blazer. Commercial style double or single-breasted, polyester wool blend, dark blue or black in color. Nametag will be worn on the wearer's left side. While wearing slacks or skirt the blazer must be worn for passengers' arrival and departure. While wearing slacks or skirt, the blazer, vest or cardigan will be worn in the passenger cabin during flight. Blazer may be worn as an outer garment when away from the aircraft.

A7.4.4. Vest. Conservative commercial style, dark blue or black in color. Nametag will be worn on the wearer's left side. Must not be worn as an outer garment away from the airplane. May be worn under the blazer. While wearing slacks or skirt, the blazer, vest or cardigan will be worn in the passenger cabin during flight.

A7.4.5. Nametag. 3 inches long and 5/8 inches wide with 1/4 inch lettering. Shiny or brushed brass colored finish. Worn on the wearer's left side of the blazer, vest, apron and dress. Will contain the Air Force Logo and individual's first name.

A7.4.6. Shirt/Blouse. Commercial style, button-down, collared shirt, and conservative. Prints and stripes, neon, or high sheen shirts are prohibited. Long or short sleeves may be worn. Sleeves may be rolled up only while working in the galley or cargo compartment. **Note:** Effective 1 Apr 2022, only white shirts are authorized.

A7.4.7. Ties. Tie color will be uniform for each day of the mission and purchased through authorized uniform vendors. Mandatory for males with the collared shirt, optional for females. Must be conservative, plain moderate commercial style; (being within reasonable limits; not excessive or extreme nor a bow tie) may be patterned. Examples of unauthorized patterns are characters, emblems, holiday themed, etc. **Note:** Effective 1 Apr 2022, tie, scarf, or pearls are mandatory for females and predominant tie color will be red, blue, or gray, but may still be conservatively patterned.

A7.4.8. Tie Clasp/Tie Tack (Optional). Must be conservative (plain and moderate, being within reasonable limits; not excessive or extreme) in style and in good taste.

A7.4.9. Utility Shirt (Optional). Shirts will be short or long-sleeve, Dark Blue polo-style or black. Undershirts will be worn and must be white with a V-neck or an athletic style tank top. May be worn during airplane up/download. Make every effort to change prior to passenger arrival. May also be worn with khakis to make a casual uniform on certain support missions.

A7.4.10. Chef's Coat (Optional). Commercial style double-breasted chef's coat (Long sleeved French cuff or $\frac{3}{4}$ sleeve). White in color, free of design or colored trim with straight neck collar (mandarin/banded/straight stand-up style). Coat will be embroidered with first name over wearer's left breast pocket. Lettering will be $\frac{1}{2}$ inch high, cursive style, dark blue in color. May be worn only in galley.

A7.4.11. Skirt. Commercial straight style, polyester or poly-wool blend, dark blue or black in color. If made with belt loops, belt must be worn.

A7.4.12. Shoes/Belt. Will be black, conservative and comply with military dress requirements in this instruction.

A7.4.13. Overcoat. Commercial style similar to the military overcoat, dark blue or black in color. May be worn anytime required by the climate. If the military overcoat is worn rank insignia will be removed while worn with the Flight Attendant uniform.

A7.4.14. Cardigan Sweater. Dark blue or black conservative (plain and moderate, being within reasonable limits; not excessive or extreme) commercial style. Embroider name on wearer's left side or wear nametag. Must not be worn as an outer garment away from the airplane. While wearing slacks or skirt, the blazer, vest or cardigan will be worn in the passenger cabin during flight.

A7.4.15. Slacks. Commercial style, polyester, poly-wool blend, full cut and straight hanging, Dark Blue or black in color. Trousers will be trim-fitted with no bunching at the waist or bagging at the seat. The trousers will be full cut, straight hanging and without cuffs or additional alterations to further taper the leg. The front of the trouser legs will rest on the front of the shoe or boot with a slight break in the crease. The back of the trouser legs will be $\frac{7}{8}$ inch longer than the front. The trouser material will match the blazer in both fabric and shade.

A7.4.16. 89th Special Airlift Mission. Authorized to wear a distinctive lightweight blue jacket (male/female) with the words SPECIAL AIR MISSIONS embroidered in white on the wearer's right side arched over the top of a red SAM Fox embroidered insignia. Rank insignia for officers will be placed on epaulet, $\frac{5}{8}$ inch from shoulder seam. Enlisted rank will be sewn on the sleeves. The first and last name will be embroidered in white on the left side even with the SAM Fox insignia.

A7.4.17. Scarves: Scarf color will be uniform for each day of the mission and purchased through authorized uniform vendors. Must be conservative commercial style (20"x20" or 56"x13" size). Predominant colors will be red, blue, or gray, but may be patterned in accordance with tie guidance. Pearls may be worn in lieu of scarf or tie for females. Size will be 7mm, 16"-18" long and knotted in between each pearl. **Note:** Effective 1 Apr 2022, tie, scarf, or pearl wear is mandatory.

A7.5. Medical Scrubs. Surgical Scrubs will not be worn outside except during emergency situations (i.e., fires, evacuations etc). **Exception:** Ambulance crews when authorized by the Medical Treatment Facility Commander. Surgical Scrubs worn in the surgical theater will meet established infection control procedures. Shoe covers, caps and masks will be removed when leaving areas where they are required to be worn. Scrubs are a utility uniform but will not be worn to and from work. Members will change out of their duty uniform into scrubs at the start of their duty day. Members will change back from scrubs into their duty uniform at the end of their duty day.

A7.5.1. **Shirt.** Military Treatment Facility Commander authorized and procured solid conservative (plain and moderate, being within reasonable limits; not excessive or extreme) color surgical scrub shirt will match the color of the surgical scrub pants. The shirt will not be worn in combination with any military uniform item or with civilian clothing. The shirt may have a left breast pocket. The shirt can be worn tucked in or left out.

A7.5.1.1. **Rank.** Metal rank insignia will be centered ½ inch above the nametag.

A7.5.1.2. **Accoutrements.**

A7.5.1.2.1. **Nametag.** Blue nametag will be centered on the right side of the shirt with the bottom edge parallel to the top of the left breast pocket or in the same relative position if no pocket.

A7.5.1.2.2. **Hospital/Organizational ID.** The hospital ID will be displayed on the upper left pocket or clipped to the shirt.

A7.5.2. **Pants.** Military Treatment Facility Commander authorized and procured solid conservative (plain and moderate, being within reasonable limits; not excessive or extreme) color surgical scrub pants and will match the color of the surgical scrub shirt. The pants will not be worn in combination with any uniform item or with civilian clothing. The pants may have a drawstring or elastic waist.

A7.5.3. **Undergarments (Mandatory).** Men must wear underpants; women must wear bra and underpants. May be commercially procured. Undershirts will be tucked in and sleeves will not extend past the scrub shirt.

A7.5.4. **Footwear.** White or Black. Socks must be same color as footwear.

A7.5.5. **Outer Garments.** Lab coat or smock as designated by the Medical Treatment Facility Commander (optional).

A7.6. Equestrian Competition Service Dress Configuration. The Equestrian Competition Service Dress Configuration is authorized for wear during competitions, to include Dressage and Jump. The uniform is authorized for formal competitions, such as those sponsored within the governance of the United States Equestrian Federation. The Equestrian Competition Service Dress Configuration wear is only permitted in competitions where the governing organization specifically authorizes military uniform wear.

A7.6.1. **Coat.** The Service Dress coat is used in full configuration as outlined in [Chapter 4](#), with no changes. For wear and description see applicable paragraphs [4.5.1.1](#) through [4.5.2](#).

A7.6.1.1. Accoutrements. All accessories and medals should be like-new and clean. Any awards presented (medals or ribbons of any kind) may be worn for the duration of the award ceremony, and worn during the time of the competition.

A7.6.2. Pants. Pants are white riding breeches. Jodhpurs are not authorized with uniform configuration. No design or ornamentation authorized on pants.

A7.6.3. Belt. The belt must not show under Service Dress.

A7.6.4. Footwear. Boots are tall, over the calf riding black leather boots with minimal visible stitching, and no metal or decorative ornamentation. Low heel, not to exceed 2 inches. Spurs, should be silver and non-ornamental.

A7.6.5. Headgear. The headgear will be a plain black or dark blue safety helmet while competing.

A7.6.6. Gloves. Black or dark blue, solid color gloves made of any material are authorized.

A7.7. Miscellaneous Uniforms.

A7.7.1. Special Operations Units. Campaign (Air Commando) hat, with one edge rolled, may only be worn while at heritage events designated by a commander (specified by time and place). The Air Commando hat may be worn with the ABU, OCP, FDU and 2PFDU.

A7.7.2. Pararescue Personnel and Combat Rescue Officers (CRO). Airmen wear maroon beret (with pararescue flash device), bloused trousers, and combat boots with all Class A (blues) uniform combinations except semi-formal and mess dress uniforms. CRO's wear of maroon beret (with combat rescue officer flash device and miniature rank), bloused trousers and combat boots with all Class A (blues) uniform combinations except semi-formal and mess dress uniforms. For CRO's the metal style, miniature military rank will be worn centered and immediately below flash device on beret. The lower most edge of the rank will be level with and immediately next to the top edge of the black border trim. The flash device will be positioned centered and no more than 1/8 inches above metal rank. When positioned, flash device will not cover rank and rank will not cover black border trim. **Note:** Airmen may continue to wear their beret while performing special duty assignments and DSD assignments outside of their primary AFSC. This includes PME, joint positions, instructors, recruiters, HAF, MAJCOM, NAF, DRU & FOA staff positions, and command positions (e.g., command chief, wing, group and squadron commanders, superintendents/senior enlisted leaders & First Sergeants).

A7.7.3. *Survival, Evasion, Resistance, and Escape (SERE) Specialist*. Airmen wear pewter green beret with SERE crest and bloused trousers with combat boots. Do not wear beret or bloused trousers with combat boots with semi-formal or mess dress uniforms. Airmen are authorized to wear (SERE) arch on ABUs and OCPs (left sleeve). **Note:** Airmen may continue to wear their beret while performing special duty assignments and DSD assignments outside of their primary AFSC. This includes PME, joint positions, instructors, recruiters, HAF, MAJCOM, NAF, DRU & FOA staff positions, and command positions (e.g., command chief, wing, group and squadron commanders, superintendents/senior enlisted leaders & First Sergeants).

A7.7.4. Combat Control Team (CCT) Personnel and Special Tactics Officers (STO). Airmen wear scarlet beret with flash and bloused trousers with combat boots. STO will wear scarlet

beret with STO flash and rank insignia and bloused trousers with combat boots. **(T-1)**. CCT will wear beret with USAF Combat Control flash and bloused trousers with combat boots. **(T-1)**. Do not wear beret or bloused trousers with combat boots with semi-formal or mess dress uniforms. STO will wear metal style, miniature military rank insignia which will be worn centered and immediately below flash on beret. **(T-1)**. The lower most edge of the rank will be level with and immediately next to the top edge of the black border trim. The flash will be positioned centered and no more than 1/8 inches above metal rank insignia. When positioned, flash will not cover rank and rank will not cover black border trim. **Note:** Airmen may continue to wear their beret while performing special duty assignments and DSD assignments outside of their primary AFSC. This includes PME, joint positions, instructors, recruiters, HAF, MAJCOM, NAF, DRU & FOA staff positions, and command positions (e.g., command chief, wing, group and squadron commanders, superintendents/senior enlisted leaders & First Sergeants).

A7.7.5. Weather Parachutist and Special Reconnaissance. Airmen wear pewter gray beret with device, bloused trousers with combat boots. Do not wear beret or bloused trousers with combat boots with semi-formal or mess dress uniforms. Officers wear, metal style, miniature military rank insignia. Rank insignia will be worn centered and immediately below flash device on beret, flush and grounded with the top edge of the black border trim. The flash device will be positioned centered and no more than 1/8 inches above metal rank insignia. When positioned, flash device will not cover rank and rank will not cover black border trim. **Note:** Airmen may continue to wear their beret while performing special duty assignments and DSD assignments outside of their primary AFSC. This includes PME, joint positions, instructors, recruiters, HAF, MAJCOM, NAF, DRU & FOA staff positions, and command positions (e.g., command chief, wing, group and squadron commanders, superintendents/senior enlisted leaders & First Sergeants).

A7.7.6. Tactical Air Control Party (TACP) Officers and TACP Airmen. Airmen wear black beret with TACP cloth flash, TACP crest, and bloused trousers with combat boots. TACP Officers with a core AFSC of 19ZXB will wear the Black beret with TACP crest and metal style, miniature military rank insignia which will be worn on the black beret centered and immediately below TACP Crest on cloth flash. The lower most edge of the rank will be level with the red boarder of the cloth flash. The TACP Crest will be positioned centered in the upper 2/3 portion of the cloth flash above metal rank insignia. When positioned, TACP Crest will not cover rank and rank will not cover red border trim of cloth flash. Do not wear beret or bloused trousers with combat boots with semi-formal or mess dress uniforms. If the TACP Officer Career Field Manager grants written approval, rated officers serving in a Unit Type Code and assigned to an Air Support Operations Squadron or Air Support Operations Group may wear the black beret with cloth flash and rank. **Note:** Airmen may continue to wear their beret while performing special duty assignments and DSD assignments outside of their primary AFSC. This includes PME, joint positions, instructors, recruiters, HAF, MAJCOM, NAF, DRU & FOA staff positions, and command positions (e.g., command chief, wing, group and squadron commanders, superintendents/senior enlisted leaders & First Sergeants).

A7.7.7. *Basic Military Training Instructor*. Campaign (bush) hat worn with service dress, service uniform, ABU and OCP.

A7.7.8. *Defense Language Institute English Language Center Instructors.* Maroon campaign hat.

A7.7.9. 89th Special Airlift Mission. Authorized to wear a distinctive lightweight blue jacket (male/female) with the words SPECIAL AIR MISSIONS embroidered in white on the wearer's right side arched over the top of a red SAM Fox embroidered insignia. Rank insignia for officers will be placed on epaulet, 5/8 inch from shoulder seam. Enlisted rank will be sewn on the sleeves. The first and last name will be embroidered in white on the left side even with the SAM Fox insignia.

A7.7.10. *Presidential Airlift Group.* Authorized to wear a distinctive lightweight blue jacket (male/female). Rank insignia for officers and enlisted will be placed on epaulet, 5/8 inch from edge. The Presidential patch will be placed on right side, front of jacket. "Air Force One" will be embroidered in white above the Presidential patch. The first and last name will be embroidered in white on the left side even with the Presidential patch.

A7.7.11. *Presidential Logistics Squadron (PLS).* Authorized to wear a navy blue utility uniform. NAME/USAF tapes will be navy blue with white embroidered letters. Occupational badges will be navy blue with white embroidering. Center US AIR FORCE tape immediately above left breast pocket. Center name tape immediately above right breast pocket. The Presidential patch will be placed on right side, 1/2 inch above nametape. The distinctive lightweight blue jacket is authorized to be worn with the utility uniform and all service uniform combinations. **Note:** A blue Gore-Tex jacket with the Presidential patch on the right side shall be worn with the utility uniform only. Cloth rank insignia will be worn on the front tab of the Gore-Tex jacket, blue cloth with white embroidered insignia. The PLS will wear a navy blue crew-neck undershirt with the Presidential Logistics logo on the left side of chest. **(T-1).**

A7.7.12. *Leather A-2 Flying Jacket.* Wear Leather A-2 flying jacket with service uniform (not service dress uniform), hospital whites, or flight duty uniforms. Do not wear with civilian clothes **Exception:** The Secretary and Under Secretary of the Air Force wear the leather A-2 flying jacket with civilian clothes. Attach MAJCOM patch and nametag with Velcro. Nametag is 2 x 4 inches, brown or black leather or simulated leather. Emboss with wings or qualifying badge, first and last name, rank, and USAF. Members may add an inside pocket, at their expense, when it does not detract from the external appearance. The wing and star patch may be worn by individuals not assigned to a MAJCOM. **Note:** Generals (4 Star), regardless of their Air Force Specialty Code are authorized to wear. For wear and description see applicable paragraph **9.5.2 through 9.6.**

A7.7.13. *Aiguillette for General Officer Aides.* Ceremonial, silver, single loop, chrome tip with raised "wing and star" emblem. Wear the open end loop aiguillette under the epaulet, grounded to the left shoulder seam when wearing service dress uniforms. For mess dress: silver, double loop, two chrome tips with raised "wing and star" emblem. Wear the open end loop aiguillette under the epaulet, grounded to the left shoulder seam. Pin the closed loop under the left lapel even with the second stud on the shirt so that the chrome tips hang naturally along the lapel.

A7.7.14. *Aiguillette for Enlisted Aides*. Ceremonial, silver, single loop, chrome tip with raised “wing and star” emblem. Wear closed end loop aiguillette on top of epaulet, grounded to left shoulder seam when wearing service uniform and grounded to shoulder seam when wearing service dress, semi-formal or mess dress uniforms.

A7.7.15. *Chaplains*. Chaplains may wear clergy garments or appropriate civilian attire while conducting chapel worship services and performing specific religious ministries. The installation Senior Religious Support Team may authorize appropriate alternative wear for Religious Affairs Airmen while supporting chapel worship services or specific religious ministries.

A7.7.16. *AFOSI Agents*. SPECIAL AGENT tape is worn on the ABU and OCP above name in lieu of rank. AFOSI Agents do not wear rank except as directed by AFOSI/CC.

A7.7.17. *Chief Master Sergeant of the Air Force (CMSAF)*. Authorized to wear tie tack or clasp with CMSAF grade insignia, tie tack or cuff links with an “eagle and wreath” design. CMSAF wear “eagle and wreath” design emblem on service cap and “wreath” encircled US insignia on service coat.

A7.7.18. The Immediate staff of the Secretary of the Air Force, Air Force Chief of Staff and Chief Master Sergeant of the Air Force are authorized to wear specialized nametags containing their respective flag on their blues shirts.

A7.7.19. *2 Series AFSCs Shorts*. Commanders of Airmen in these AFSCs may authorize wear of dark blue shorts in lieu of the Airman Battle Uniform (ABU) or Operational Camouflage Pattern (OCP) trousers in authorized areas when the ambient high temperature is forecast to meet or exceed 80 degrees Fahrenheit. The authorized areas are defined as industrial areas (such as the flight line, hangars or warehouses, dock areas) outside of climate-controlled environments. **Note:** The dark blue shorts will not be worn anywhere outside the prescribed duty location to include during transit to and from the duty location; however, short-duration trips into flight line adjacent work centers with the intent of returning to the defined industrial areas is acceptable.

A7.7.19.1. The only dark blue shorts authorized for wear will be purchased/issued through the Defense Logistics Agency’s Tailored Logistics Support Program at <https://www.dla.mil/TroopSupport/ConstructionandEquipment/Spec-Ops-marine-lifesaving/>. They are certified as fully compliant with all specifications. No other suppliers are approved for organizational/unit purchases.

A7.7.19.2. Shorts will only be worn with coyote brown (Tan 499) T-shirt tucked in and will not be mixed with other ABU/OCP clothing articles. DLA-issued green socks or coyote brown socks will be worn. Socks will extend slightly above the boot top. ***Note:** Additional AFSCs requiring exception to this wear policy should submit an exception to policy request through their HAF career field manger to the AF/A1PA Workflow Box usaf.pentagon.af-a1.mbx.af-a1pa-workflow@mail.mil for processing.

A7.7.20. Maintenance Duty Uniform (MDU). Commanders of Airmen in these AFSCs, 2A, 2F, 2G, 2M, 2P, 2S, 2T, 2W, 3E, 3D, and 1P may authorize Airmen to wear the sage MDU. The sage color MDU will be unit funded as organizational clothing and equipment. MDU will be worn with nametape, service tape and rank along with the higher headquarters patch on the left sleeve and a subdued U.S. flag and organizational patch on the right sleeve. **Note:** Duty identifiers, as applicable may be worn on the left sleeve. The coyote brown t-shirt, OCP patrol or tactical cap, coyote brown or green socks, and coyote brown boots, are worn with the uniform. The MDU will not be utilized for office work environments, non-industrial or non-labor tasking. The MDU is authorized for wear when transiting from home to duty location, off base short convenience stops, eating at restaurants where people wear comparable civilian attire and all locations on installations. It must be worn in serviceable condition. Do not wear off base to eat in restaurants where most diners wear business attire or at establishments that operate primarily to serve alcohol. Local coverall variants are still authorized but only in work centers and on the flight line.

Attachment 8

RELIGIOUS ACCOMMODATION

A8.1. Airmen may request a waiver to permit wear of neat and conservative (defined as, discreet, tidy, and not dissonant or showy in style, size, design, brightness, or color) religious apparel. Final review will take place within 30 days for cases arising within the U.S. and within 60 days for all other cases, with strict limitations on exception for exigent circumstances (**T-0**). Exceptions to policy of dress and personal appearance for religious accommodation will be approved when accommodation would not adversely affect mission accomplishment in accordance with DoDI 1300.17. For requests for religious accommodation when accommodation would adversely affect mission accomplishment, in accordance with Title 42, United States Code Section 2000bb-1, requests for religious accommodation from a military policy, practice, or duty that substantially burdens a Service member's exercise of religion may be denied only when the military policy, practice, or duty: (a) furthers a compelling governmental interest and (b) is the least restrictive means of furthering that compelling governmental interest.

A8.1.1. Only AF/A1 may grant exception to policy of dress and personal appearance standards for religious accommodation not otherwise delegated to lower-level commanders in this instruction. The approval memorandum will outline any limitations or delegations of authority. Religious accommodation dress and appearance exception to policy waivers granted by AF/A1 extend to temporary duty (TDY) and subsequent permanent duty assignment locations. If the Airman's commander believes a modification is necessary, the commander must forward the recommendation through the command chain to AF/A1PA, at usaf.pentagon.af-a1.mbx.af-a1pa-workflow@mail.mil. The commander's recommendation should clearly identify the basis and provide any recommended start and end dates for the proposed modification. In joint organizations, the director of personnel will serve as the approval authority with concurrence from the senior Air Force officer.

A8.1.2. Airman's home station Wing Commanders or HAF, MAJCOM, NAF, FOA and DRU Directors (O-6/GS-15 and above) are the approval authority for only the following dress and appearance religious accommodation requests: 1) hijab; 2) beard; 3) indoor/outdoor head coverings; 4) turban or underturban/patka worn with unshorn beard and with unshorn hair. All other requests require AF/A1 decision.

A8.1.2.1. AF/A1, AF/RE, or NGB/CF, as appropriate, makes the final determination on all recommendations to disapprove dress and appearance religious accommodation requests, as outlined below. Prior to disapproving a religious accommodation request from Air Force Reserve and Air National Guard Airman, AF/RE or NGB/CF will coordinate with AF/A1 and obtain a legal review from the Administrative Law Directorate (AF/JAA)(T-1).

A8.1.2.2. Airmen will continue to submit all requests for religious accommodation involving uniform wear and grooming, and dress and appearance standards pursuant to the process established in this instruction.

A8.1.2.3. Wing Commanders or HAF, MAJCOM, NAF, FOA and DRU Directors receiving a request for an accommodation involving uniform wear and grooming will provide a completed, approved request package to AF/A1PA at usaf.pentagon.af-a1.mbx.af-a1pa-workflow@mail.mil for tracking.

- A8.1.2.3.1. Package should include the Airman's memorandum addressed to the appropriate approval authority. The accommodation request memorandum will include, at a minimum, the name, grade, DoD Identification number, faith group, unit, and AFSC of the Airman; the nature of the accommodation requested; the religious basis for the request; and a comment on the sincerity of the request. **(T-1)**.
- A8.1.2.3.2. The memorandum will include a photo or description of the head covering, religious affiliated item, grooming standard, and/or personal appearance for which the Airman is requesting accommodation. **(T-1)**.
- A8.1.2.3.3. The wing chaplain (or equivalent) will assign a chaplain to conduct an interview of the requesting Airman concerning the underlying religious conviction or matter of conscience which motivates the Airman's request for accommodation. The interviewing chaplain will submit a written memorandum to the wing chaplain for review and endorsement. The wing chaplain will submit the endorsed memorandum to the requestor's commander. The memorandum should discuss 1) whether the member has a sincerely held belief, 2) whether the accommodation request is related to that sincerely held belief, and 3) how and to what extent the Air Force policy places a substantial burden on their belief.
- A8.1.2.3.4. Unit commanders endorse the request and address affect on health or safety and impact on duties of the Airman. Recommendations for disapproval should be unusual and based on real (not theoretical) compelling government interest e.g. safety or when precluded by a "compelling" (i.e., especially important) governmental and/or Air Force interest that takes precedence over the requested accommodation. Requests should normally be recommended for approval unless approval would have an adverse impact on military readiness, unit cohesion, standards, or discipline. When requests are precluded by military necessity, commanders and supervisors should seek reasonable alternatives.
- A8.1.2.3.5. Submit the request package, Airmen's request, Chaplain interview memorandum and chain of command recommendations to the Staff Judge Advocate for review. The Staff Judge Advocate will prepare a legal review for inclusion in the request package and make a disposition recommendation. The review must also state whether the request and attachment(s) are complete within the provisions of this instruction. **(T-1)**.
- A8.1.2.3.6. The Wing Commander or HAF, MAJCOM, NAF, FOA and DRU Director will make approval decision or disapproval recommendation after Staff Judge Advocate review.
- A8.1.2.4. The Wing Commander or HAF, MAJCOM, NAF, FOA and DRU Director will approve a request for a religious accommodation consistent with the standards described in this instruction.
- A8.1.2.5. If the Wing Commander or HAF, MAJCOM, NAF, FOA and DRU Director approves a request for accommodation involving grooming and appearance, the approval authority will notify the Airmen and forward a copy of the approval to the servicing Force Support Squadron for filing in the members automated personnel record.

A8.1.2.6. If Wing Commander or HAF, MAJCOM, NAF, FOA and DRU Director recommends disapproval, forward the request with the photo or description of the head covering, religious affiliated item or grooming standard/personal appearance to the appropriate MAJCOM, FOA or DRU A1. The MAJCOM, FOA, DRU A1 recommends approval or disapproval and forwards the request, endorsements, associated photos and/or description, and their recommendation to: AF/A1PA at usaf.pentagon.af-a1.mbx.af-a1pa-workflow@mail.mil, for final action by AF/A1, AF/RE or NGB/CF as appropriate.

A8.1.2.7. AF/A1PA forwards all dress and appearance religious accommodation requests not listed in [paragraph A8.1.2](#), and all recommendations to disapprove dress and appearance religious accommodation requests to the AF/A1, AF/RE or NGB/CF as applicable for a decision. Prior to approving religious accommodation requests from Air Force Reserve and Air National Guard Airman, AF/RE and NGB/CF will obtain legal reviews from AFRC/JA and NGB/JA, respectively, that have been coordinated with AF/JAA. AF/JAA will provide a legal review to AF/A1 prior to decision on requests from RegAF Airmen. For disapproval of requests under this section, follow the process outlined in [paragraph A8.1.2.1](#) AF/A1PA returns the final decision to the MAJCOM, FOA, or DRU A1 to forward to the servicing Force Support Squadron who will notify the Airman of the final decision, ensuring a copy of the approval or disapproval letter is included in the member's automated personnel records.

A8.1.3. The following wear and appearance standards below apply to all Airmen with an accommodation permitting the following faith practices: the wear of a hijab; the wear of a beard; and the wear of a turban or under-turban/patka, with uncut beard and uncut hair.

A8.1.3.1. Hijab (Head Scarf). An accommodated Airman may wear a hijab (head scarf) made of a subdued material in a color that closely resembles the assigned uniform (generally black, brown, green, tan, or navy blue as appropriate), see [figure 8.1](#) The material will be free of designs or markings, except that an Airman wearing the ABU or OCP may wear a hijab in a camouflage pattern matching the uniform. When directed by a commander, the Airman may be required to wear a hijab made of fire-resistant material. The hijab will be worn in a neat and conservative manner that presents a professional and well-groomed appearance. The hijab must be closely fitted to the contours of the head and neck and may not cover the eyebrows, eyes, cheeks, nose, mouth, or chin. The bottom edges of the hijab will be tucked under the Airman's uniform top and all required headgear will still be worn. Hair underneath the hijab must be worn in a hairstyle authorized for the Airmen according to [paragraph 3.1.3](#) The bulk of the Airman's hair and hijab may not impair the ability to wear protective equipment; impede the ability to operate an assigned weapon, military equipment, or machinery; or interfere with the ability to perform the assigned military duties.

Figure A8.1. Hijab.

A8.1.3.2. Beards. Beards (which include facial and neck hair) must be maintained to a length not to exceed 2 inches when measured from the bottom of the chin. Beard hair longer than 2 inches must be rolled and/or tied to achieve the required length. Beards must be worn in a neat and conservative manner that presents a professional appearance. Airmen may use styling products to groom or hold the beard in place, but may not use petroleum-based products if wearing a protective mask during training. The bulk of an Airman's beard may not impair the ability to operate an assigned weapon, military equipment, or machinery. A mustache worn with a beard may extend sideways beyond the corners of the mouth to connect with the beard, but must be trimmed or groomed to not cover the upper lip.

Figure A8.2. Beard.

A8.1.3.3. Turban and Under-Turban. An accommodated Airman may wear a turban (or under-turban or patka, as appropriate) made of a subdued material in a color that closely resembles the headgear for an assigned uniform. Wing Commanders may designate conditions where the under-turban will be worn instead of the turban. The turban or under-turban will be worn in a neat and conservative manner that presents a professional and well-groomed appearance. The material will be free of designs or markings, except that an Airman wearing the ABU or OCP may wear a turban or under-turban in a camouflage pattern matching the uniform. When directed by a Commander, the Airman may be required to wear an under-turban made of fire resistant material. Unless duties, position, or assignment require an Airman to wear protective headgear, Airmen granted this accommodation are not required to wear military headgear in addition to the turban or under-turban. Rank will be displayed on the turban or under-turban when worn in circumstances where military headgear is customarily worn and removed in circumstances where military headgear is not customarily worn, such as indoors or in no-hat/no-salute designated areas. Hair worn under the turban or under-turban is not subject to [paragraph 3.1.2](#) standards, but may not fall over the ears or eyebrows or touch the collar while in uniform. When Airmen are wearing protective headgear with the under-turban, the bulk of the hair will be repositioned or adjusted to ensure proper fit.

Figure A8.3. Turban/Under Turban.



A8.1.4. Submission of a new exception to policy request for religious accommodation is not required unless the Airman has a break in service longer than 365 days or is requesting a modification of a previously approved waiver.

ATTACHMENT 9**SAMPLE TURBAN, UNCUT BEARD AND HAIR APPROVAL MEMORANDUM**

MEMORANDUM FOR MEMBERS RANK AND NAME

FROM: WG/CC
(ADDRESS)

SUBJECT: Decision Regarding Religious Accommodation Request – Member's Names

I have received your request for a religious accommodation to permit you to wear a turban with uncut beard and uncut hair in observation of your Sikh faith, along with the recommendations of your chain of command. After careful consideration of the specific facts and circumstances, I grant your request for an accommodation to wear a turban with uncut beard and uncut hair indoors and outdoors in all uniform combinations subject to the limitations described in this decision memorandum. A copy of this decision memorandum will be placed in your automated personnel records.

While assigned or performing routine, non-hazardous duties, you may wear a turban with uncut beard and uncut hair. The turban will be worn in a neat and conservative manner that presents a professional and well-groomed appearance. The material will be plain, dark blue, or black, free of designs or markings; except when wearing the Airman Battle Uniform or the Operational Camouflage Pattern Uniform, you may wear a turban or under-turban in a camouflage pattern matching the uniform. If you are assigned to units wearing a beret of any color, you may wear an appropriately colored turban or under-turban as directed by the unit commander.

Your beard must be maintained to a length not to exceed 2 inches when measured from the bottom of the chin. Beard hair longer than 2 inches must be rolled and/or tied to achieve the required length and must be worn in a neat and conservative manner that presents a professional appearance. You may use styling products to groom or hold the beard in place, but may not use petroleum-based products if wearing a protective mask. The bulk of your beard may not impair the ability to operate an assigned weapon, military equipment, or machinery.

A mustache worn with a beard may extend sideways beyond the corners of the mouth to connect with the beard, but must be trimmed or groomed to not cover the upper lip.

Unless duties, position, or assignment require you to wear the Advanced Combat Helmet or other protective headgear, you are not required to wear military headgear in addition to the turban or under-turban. Rank insignia will be displayed on the turban or under-turban when worn in circumstances where military headgear is customarily worn.

When the turban is worn, hair worn under the turban is not subject to the standards in Air Force Instruction 36-2903, Dress and Personal Appearance of Air Force Personnel, but may not fall over the ears or eyebrows or touch the collar while in uniform. When wearing an Advanced Combat Helmet or other protective headgear with the under-turban, the bulk of the hair will be

repositioned or adjusted to ensure proper fit. When directed by a commander, you may be required to wear an under-turban of fire-resistant material.

Due to the Air Force's compelling interest of safety, you must remove your turban if you go within 25 feet of an operating aircraft. If you must remove your turban, you will adhere to the female dress and appearance standards for hair as outlined in Air Force Instruction 36-2903, [paragraph 3.1.3](#).

Should you be assigned or directed to perform hazardous duty (duties for which you would be entitled to receive incentive pay for hazardous duty, special pay for duty subject to hostile fire or imminent danger, or hazardous duty incentive pay for flying duty) or operate in a hazardous environment (to include a chemical threat), continuation of this accommodation will be evaluated by your chain of command. This evaluation will be expeditiously forwarded to me for decision whether to suspend the accommodation during your assignment to such areas. This paragraph is not intended, nor does it operate, to impede your command's authority to order immediate removal of your turban to ensure, for example, a proper gas mask fit in the event of a chemical, biological, radiological, nuclear or explosive threat.

I may withdraw or limit the scope of your accommodation for reasons of military necessity. If circumstances require that you be directed to comply fully with standards in Air Force Instruction 36-2903, you should be prepared to do so.

My point of contact for this action is XXXX, who can be reached at XXX-XXX-XXX (DSN XXX).

NAME

Rank, USAF
Duty Title

cc:

Members Unit

ATTACHMENT 10
SAMPLE HIJAB APPROVAL MEMORANDUM

MEMORANDUM FOR MEMBERS RANK AND NAME

FROM: WG/CC
(ADDRESS)

SUBJECT: Decision Regarding Religious Accommodation Request – Member’s Name

I have received your request for religious accommodation to permit you to wear a hijab in observation of your Muslim faith, along with the recommendations of your chain of command. After careful consideration of the specific facts and circumstances, I grant your request for an accommodation to wear a hijab indoors and outdoors in all uniform combinations subject to the limitations described in this decision memorandum. A copy of this decision memorandum will be placed in your automated personnel records.

While assigned or performing routine, non-hazardous duties, you may wear a hijab. The hijab will be plain, dark blue, black or may be in the same camouflage pattern as the Airman Battle Uniform or Operational Camouflage Pattern Uniform. The hijab must be closely fitted to the contours of your head and neck and may not cover your eyebrows, eyes, cheeks, nose, mouth, or chin. The bottom edge of the hijab will be tucked under the uniform top and all required headgear must still be worn. Furthermore, your hair underneath the hijab will comply with grooming standards in Air Force Instruction 36-2903, *Dress and Personal Appearance of Air Force Personnel*. Additionally, you must comply with all safety and sanitary requirements.

Should you be assigned or directed to perform hazardous duty (duties for which you would be entitled to receive incentive pay for hazardous duty, special pay for duty subject to hostile fire or imminent danger, or hazardous duty incentive pay for flying duty) or operate in a hazardous environment (to include a chemical threat), continuation of this accommodation will be evaluated by your chain of command. This evaluation will be expeditiously forwarded to me for decision whether to suspend the accommodation during your assignment to such areas. This paragraph is not intended, nor does it operate, to impede your command’s authority to order immediate removal of your hijab to ensure, for example, a proper gas mask fit in the event of a chemical, biological, radiological, nuclear or explosive threat.

I may withdraw or limit the scope of your accommodation for reasons of military necessity. If other circumstances require that you be directed to comply fully with standards in AFI 36-2903, you should be prepared to do so.

My point of contact for this action is XXX, who can be reached at XXX-XXX-XXX (DSN XXX).

Name

Rank, USAF
Duty Title

cc:
Members Unit

ATTACHMENT 11
SAMPLE BEARD APPROVAL MEMORANDUM

MEMORANDUM FOR MEMBERS RANK AND NAME

FROM: WG/CC
 (ADDRESS)

SUBJECT: Decision Regarding Religious Accommodation Request – Member's Name

I have received your request for religious accommodation to authorize the wear of a beard in observance of your religious faith. After careful consideration of the specific facts and circumstances, I grant your request for accommodation from Air Force personal appearance and grooming standards, subject to limitations described in this decision memorandum. A copy of this decision memorandum will be placed in your automated personnel records.

While assigned or performing routine, non-hazardous duties, you may wear a neat, conservative beard that presents a professional, well-groomed military appearance, and does not exceed two inches in bulk. You may roll and tie the beard to meet the two inch bulk requirement. Additionally, you must comply with all safety and sanitary requirements.

Should you be assigned or directed to perform hazardous duty (duties for which you would be entitled to received incentive pay for hazardous duty, special pay for duty subject to hostile fire or imminent danger, or hazardous duty incentive pay for flying duty) or operate in a hazardous environment (to include a chemical threat), continuation of this accommodation will be evaluated by your chain of command. If your chain of command recommends altering this religious accommodation, the recommendation will be expeditiously forwarded to me for a decision whether to suspend the accommodation during your assignment to such areas. This paragraph is not intended, nor does it operate, to impede command's authority to order immediate removal of facial hair to ensure, for example, a proper gas mask fit in the event of a chemical, biological, radiological, nuclear or explosive threat.

The scope of this accommodation may be limited or withdrawn for reasons of military necessity. If circumstances require you be directed to comply fully with the grooming standards in AFI 36-2903, *Dress and Personal Appearance of Air Force Personnel*, you should be prepared to do so.

My point of contact for this action is XXX, who can be reached at XXX-XXX-XXX (DSN XXX).

Name

Rank, USAF
 Duty Title

cc:
 Members Unit